

# **PROGRAMME GUIDE**

---

## **BACHELOR OF COMPUTER APPLICATION (BCA)**

**\*Scheme of Examination (CBCS/ELECTIVE)**

**\*Detailed Structure of Syllabus**



**DR. C.V.RAMAN UNIVERSITY**  
**KARGI ROAD, KOTA, BILASPUR, CHATTISGARH (C.G.)**  
**PHONE: 07753-253737, Fax: 07753-253728**  
**Website: [www.cvru.ac.in](http://www.cvru.ac.in)**

w.e.f. July 2020-21

# BATCHLOR OF COMPUTERAPPLICATION

Duration: 36 Months (3 Years)

Eligibility: 12<sup>th</sup>Pass

COURSE STRUCTURE OF BCA SEMESTER Ist													
Course Details				External Assessment		Internal Assessment				Credit Distribution			Allotted Credits
Course Code	Course Type	Course Title	Total Marks	Major		Minor		Sessional		L	T	P	Subject wise Distribution
				MaxMarks	MinMarks	MaxMarks	MinMarks	MaxMarks	MinMarks				
Theory Group													
3MBFE101	Ability Enhancement	Fundamental of Entrepreneurship	50	25	8	10	4	15	6	2	-	-	2
3IBCA101	Core Course	Fundamentals of Computers & Information Technology	100	50	17	20	8	30	12	4	-	-	4
3IBCA102	Core Course	Windows & MSOffice(word, power point, Excel, Outlook Express)	100	50	17	20	8	30	12	4	-	-	4
3IBCA103	Core Course	Programming in C	100	50	17	20	8	30	12	4	-	-	4
3IBDM101	Core Course	Discrete Mathematics	100	50	17	20	8	30	12	4	-	-	4
Practical Group				Term End Practical Exam				Sessional					
3IBCA102	Practical	Windows & MS Office(word, power point, Excel, Outlook Express)	50	25	08	-	-	25	10	-	-	2	2
3IBCA103	Practical	Programming in C	50	25	08	-	-	25	10	-	-	2	2
Grand Total			550	-		-		-	-	-	-	-	22
Minimum Passing Marks are equivalent to Grade D													

Minimum Passing Marks are equivalent to Grade D

Major- Term End Theory Exam/ Practical Exam

Minor- Pre University Test

Sessional weightage – Attendance 50%, Three Class Tests/Assignments 50%

L- Lectures T- Tutorials P- Practical

Deputy Registrar (Academic)  
Dr. C.V. Raman University  
Kota, Bilaspur (C.G.)

u.e.f. July 2020-21

# BATCHLOR OF COMPUTERAPPLICATION

Duration: 36 Months (3 Years)

Eligibility: 12<sup>th</sup>Pass

COURSE STRUCTURE OF BCA SEMESTER IInd													
Course Details				ExternalAssessme nt		Internal Assessment				CreditDistributio n			AllottedCredits
Course Code	Course Type	Course Title	Total Marks	Major		Minor		Sessional		L	T	P	Subject wise Distribution
				MaxMar ks	MinMark s	MaxMark s	MinMark s	MaxMarks	MinMarks				
Theory Group													
3HBHL101	Ability Enhancement	हिन्दी भाषा और संरचना	50	25	8	10	4	15	6	2	-	-	2
3IBEC 201	Core Course	Digital Computer Organization	100	50	17	20	8	30	12	4	-	-	4
3IBCA201	Core Course	Object Oriented Programming with C++	100	50	17	20	8	30	12	4	-	-	4
3IBCA202	Core Course	Operating Systems	100	50	17	20	8	30	12	4	-	-	4
3IBCA203	Core Course	Internet programming (HTML, DHTML & JavaScript)	100	50	17	20	8	30	12	4	-	-	4
Practical Group				Term EndPractical Exam				Sessional					
3IBCA201	Practical	Object Oriented Programming with C++	50	25	08	-	-	25	10	-	-	2	2
3IBCA203	Practical	Internet programming (HTML, DHTML & JavaScript)	50	25	08	-	-	25	10	-	-	2	2
Skill Courses								Sessional					
3SCIT 201	Skill Enhancement	Skill Enhancement Elective Course I	50	-	-	-	-	50	20	1	-	1	2
Grand Total			600	-		-		-	-	-	-	-	24

Minimum Passing Marks are equivalent to Grade D

Major- Term End Theory Exam / Practical Exam

Minor- Pre University Test

Sessional weightage - Attendance 50%, Three Class Tests/Assignments 50%

Skill Elective I - Any other course being offered in this semester as per the list given at the end of course structure.

L- Lectures T- Tutorials P- Practical





Deputy Registrar (Academic)  
Dr. C.V. Raman University  
Kota, Bilaspur (C.G.)

20.7.2020 July 2020 -21

# BATCHLOR OF COMPUTERAPPLICATION

Duration: 36 Months (3 Years)

Eligibility: 12<sup>th</sup>Pass

COURSE STRUCTURE OF BCA SEMESTER IIIrd													
Course Details				ExternalAssessment		Internal Assessment				CreditDistribution			AllottedCredits
Course Code	Course Type	Course Title	Total Marks	Major		Minor		Sessional		L	T	P	Subject wise Distribution
				MaxMarks	MinMarks	MaxMarks	MinMarks	MaxMarks	MinMarks				
Theory Group													
3HBEL402	Ability Enhancement	English Language and Scientific Temper	50	25	8	10	4	15	6	2	-	-	2
3IBCA301	Core Course	Data Base Management System (SQL/MS Access)	100	50	17	20	8	30	12	4	-	-	4
3IBCA302	Core Course	Data Structure	100	50	17	20	8	30	12	4	-	-	4
3IBCA303	Core Course	Computer Communication & Networks	100	50	17	20	8	30	12	4	-	-	4
3IBCA304	Core Course	Programming with JAVA	100	50	17	20	8	30	12	4	-	-	4
Practical Group				Term EndPractical Exam				Sessional					
3IBCA301	Practical	Data Base Management System (SQL/MS Access)	50	25	08	-	-	25	10	-	-	2	2
3IBCA304	Practical	Programming with JAVA	50	25	08	-	-	25	10	-	-	2	2
Skill Courses								Sessional					
3SCIT 301	Skill Enhancement	Skill Enhancement Elective Course II	50	-	-	-	-	50	20	1	-	1	2
Grand Total			600	-		-		-	-	-	-	-	24

Minimum Passing Marks are equivalent to Grade D

Major- Term End Theory Exam/ Practical Exam

Minor- Pre University Test

Sessional weightage - Attendance 50%, Three Class Tests/Assignments 50%

L- Lectures T- Tutorials P- Practical





Deputy Registrar (Academic)  
Dr. C.V. Raman University  
Kota, Bilaspur (C.G.)



W.E.F. - July 2020-21

# BATCHLOR OF COMPUTER APPLICATION

Duration: 36 Months (3 Years)

Eligibility: 12<sup>th</sup> Pass

COURSE STRUCTURE OF BCA SEMESTER IVth													
Course Details				ExternalAssessment		Internal Assessment				Credit Distribution			Allotted Credits
Course Code	Course Type	Course Title	Total Marks	Major		Minor		Sessional		L	T	P	Major
				MaxMarks	MinMarks	MaxMarks	MinMarks	MaxMarks	MinMarks				
Theory Group													
3HBEL501	Ability Enhancement	Introduction to soft skill & Team Building	50	25	8	10	4	15	6	2	-	-	2
3IBCA401	Core Course	Linux Operating System —Operations & Management	100	50	17	20	8	30	12	4	-	-	4
3IBCA402	Core Course	RDBMS with Oracle	100	50	17	20	8	30	12	4	-	-	4
3IBCA403	Core Course	Programming with VB.NET	100	50	17	20	8	30	12	4	-	-	4
3IBCA404	Core Course	Network & Web Security	100	50	17	20	8	30	12	4	-	-	4
Practical Group				Term End Practical Exam				Sessional					
3IBCA401	Practical	Linux Operating System —Operations & Management	50	25	08	-	-	25	10	-	-	2	2
3IBCA403	Practical	Programming with VB .NET	50	25	08	-	-	25	10	-	-	2	2
Grand Total			550	-		-		-	-	-	-	-	22

Minimum Passing Marks are equivalent to Grade D

Major- Term End Theory Exam/ Practical Exam

Minor- Pre University Test

Sessional weightage – Attendance 50%, Three Class Tests/Assignments 50%

L- Lectures T- Tutorials P- Practical





Deputy Registrar (Academic)  
Dr. C.V. Ramana University  
Kota, Bilar (C.G.)

w.e.f. July 2020-21

# BATCHLOR OF COMPUTERAPPLICATION

Duration: 36 Months (3 Years)

Eligibility: 12<sup>th</sup>Pass

COURSE STRUCTURE OF BCA SEMESTER Vth													
Course Details				External Assessment		Internal Assessment				CreditDistribution			AllotteCredits
Course Code	Course Type	Course Title	Total Marks	Major		Minor		Sessional		L	T	P	Subject wise Distribution
				MaxMar ks	MinMark s	MaxMark s	MinMark s	MaxMark s	MinMarks				
Theory Group													
3HBHP401	Ability Enhancement	Human Values & Ethics	50	25	8	10	4	15	6	2	-		2
3IBCA501	Core Course	Professional Elective I	100	50	17	20	8	30	12	4	-	-	4
3IBCA502	Core Course	Professional Elective II	100	50	17	20	8	30	12	4	-	-	4
3IBCA503	Core Course	Data Warehousing & Mining	100	50	17	20	8	30	12	4	-	-	4
3IBCA504	Core Course	Multimedia Systems	100	50	17	20	8	30	12	4	-	-	4
Practical Group				Term End Practical Exam				Sessional					
3IBCA501	Practical	Professional Elective I	50	25	08	-	-	25	10	-	-	2	2
3IBCA504	Practical	Multimedia Systems	50	25	08	-	-	25	10	-	-	2	2
Skill Courses								Sessional					
3SCIT 501	Skill Enhancement	Skill Enhancement Elective Course III	50	-	-	-	-	50	20	1	-	1	2
Grand Total			600	-		-		-	-	-	-	-	24

Minimum Passing Marks are equivalent to Grade D

Major- Term End Theory Exam/ Practical Exam

Minor- Pre University Test

L- Lectures T- Tutorials P-Practical

Sessional weightage – Attendance 50%, Three Class Tests /Assignments 50%

Skill Elective III – Any other course being offered in this semester as per the list given at the end of course structure.

Professional Elective I –

a) 3IBCA501A Web Programming with ASP.NET Using C#

b) 3IBCA501 B Computer Graphics

Professional Elective II-

a) 3IBCA502A Management Information System

b) 3IBCA502B Compiler Design

Deputy Registrar (Academic)  
Dr. C V Raman University  
Kolar, Channarayana (C.G.)

w.e.f. July 2020-21

# BATCHLOR OF COMPUTERAPPLICATION

Duration: 36 Months (3 Years)

Eligibility: 12<sup>th</sup>Pass

COURSE STRUCTURE OF BCA SEMESTER Vith														
Course Details				ExternalAssessme nt		Internal Assessment				CreditDistributi on			AllottedCredits	
Course Code	Course Type	Course Title	Total Marks	Major		Minor		Sessional		L	T	P	Subject wise Distribution	
				MaxMar ks	MinMark s	MaxMar ks	MinMark s	MaxMark s	MinMarks					
Theory Group														
3IBCA601	Core Course	PHP, MySql	100	50	17	20	8	30	12	4	-	-	4	
3IBCA602	Core Course	Information Technology Trends	100	50	17	20	8	30	12	4	-	-	4	
3IBCA603	Core Course	Embedded Systems	100	50	17	20	8	30	12	4	-	-	4	
3IBCA604	Core Course	Software Engineering	100	50	17	20	8	30	12	4	-	-	4	
Practical Group				Term End Practical Exam				Sessional						
3IBCA601	Practical	PHP, MYSQL	50	25	08	-	-	25	10	-	-	2	2	
3IBCA605	Practical	Project Development & Implementation	100	50	17	-	-	50	20	-	-	4	4	
Grand Total			550	-		-		-	-	-	-	-	22	
Minimum Passing Marks are equivalent to Grade B														

Minimum Passing Marks are equivalent to Graded

Major- Term End Theory Exam / PracticalExam

Minor- Pre University Test

Sessional weightage – Attendance 50%, Three Class Tests/Assignments 50%

Compulsory Project/Dissertation with choice in any Disciplinary specific elective. Compulsory one paper presentation certificate in related discipline.

L- Lectures T- Tutorials P- Practical





*hosite*  
Deputy Registrar (Academic)  
Dr. C.V. Raman University  
Kota, Bilaspur (C.G.)



W.P.F. July 2020 -21

# SKILL ENHANCEMENT ELECTIVE COURSES

Non-Technical			
Elective No.	Department/ Faculty Name		
	Faculty of Information Technology		
I	SCIT 201	Data Entry Operation	2(1+0+1)
II	SCIT 301	Multimedia	2(1+0+1)
III	SCIT 501	Web Designing with HTML	2(1+0+1)
IV	SCMIT 201	Web Development	2(1+0+1)
V	SCMIT 301	LINUX	2(1+0+1)
	Faculty of Management		
I	SMGT 201	Briefing and Presentation Skills	2(1+0+1)
II	SMGT 301	Resolving Conflicts and Negotiation Skills	2(1+0+1)
III	SMGT 802	Entrepreneurship Development	2(1+0+1)
	Faculty of Commerce		
I	SCOM 201	Tally ERP 9	2(1+0+1)
II	SCOM 302	Multimedia	2(1+0+1)
III	SCOM 803	Data Analyst	2(1+0+1)
	Faculty of Humanities		
I	SHBA 301	Pursuing Happiness	2(1+0+1)
II	SHBA302	Communication Skill and Personality Development	2(1+0+1)
III	SHMA301	Tourism in M.P	2(1+0+1)
	Faculty of Science		
I	SSBI 301	Mushroom Cultivation	2(1+0+1)
II	SSPH 301	House Hold Wiring	2(1+0+1)
III	SSPH 301	Basic Instrumentation	2(1+0+1)
IV	SSPH 301	DTP Operator	2(1+0+1)
V	SSCH 301	Graphic Designing	2(1+0+1)
	Faculty of Education		
I	SCBE 403	Understanding of ICTC (Information Communication Technology)	2(1+0+1)
II	SCPE 201	Yoga Education	2(1+0+1)

Deputy Registrar (Academic)  
Dr. C.V. Raman University  
Kota, Bilaspur (C.G.)



W.P.F. July 2020-21

## Program Objective

The OBJECTIVE of the program is to develop skilled manpower in the various areas of information technology like:

1. Software Development: Computer Languages like C, C++, Java, Visual Basic, Dot Net etc.
2. Software Engineering: Project planning, verification and validation, software certification like CMM, ISO-9000 Series, Quality assurance.
3. Multimedia Systems
4. Web based applications.
5. Theoretical Computer Science
6. Database Management System & Data Warehousing and Mining
7. Data communication and Computer Networks

## Program Outcomes

1. Develop competence in basic technical subjects in computer applications like Programming Languages, Data Structures, Databases, Operating Systems, Software Engineering.
2. Identify, analyze, formulate and develop computer applications.
3. Map real life scenarios to various theoretical optimal solutions.
4. Provide simplest automated solutions to various legacy systems.
5. Use modern computing tools and techniques with confidence.
6. Work professionally with positive attitude as an individual or in multidisciplinary teams and communicate effectively.
7. Appreciate the importance of goal setting and to recognize the need for life-long learning.
8. To produce employable IT workforce, that will have sound knowledge of IT and business fundamentals that can be applied to develop and customize solutions for Small and Medium Enterprises (SME)
9. To develop skilled manpower in the various areas of information technology like: Data base management, Software Development, Computer-Languages, Software engineering, Web based applications etc.

## Program Specific Outcomes

Upon completion of program in Bachelor of Computer application, students will be able:

- Able to implement computer skill in the areas related to multimedia and website design, Data base, Hardware and networking.
- Able to demonstrate basic knowledge in the areas such as, Software Engineering, Data communication and Networking, Data base management, Web Technology and Operating Systems for building IT applications.
- Students will able to understand, analyze and develop computer programs in the areas related to algorithm, system software, web design and networking for efficient design of computer based system.
- Apply standard software engineering practices and strategies in software project development using open source programming environment to deliver a quality of product for business success.
- Student will able to know various issues, latest trends in technology development and thereby innovate new ideas and solutions to existing problems.



Deputy Registrar (Academic)  
Dr. C.V. Raman University  
Kota, Bilaspur (C.G.)



**DR. C.V.RAMAN UNIVERSITY**  
KARGI ROAD, KOTA, BILASPUR (C.G.)

**SEMESTER- 1<sup>st</sup>**

**Course: BCA**

**SUBJECT: FUNDAMENTALS OF ENTREPRENEURSHIP**

**Subject Code: 3MBFE101**

**Theory Max. Marks: 25**

**Theory Min. Marks 08**

**COURSE OBJECTIVE:**

Understanding basic concepts of entrepreneurship and key steps in the elaboration of business ideas, Developing personal creativity and entrepreneurial initiative.

**Syllabus:**

Unit	Unit wise course contents	Methodology Adopted
<b>Unit – I</b>	Entrepreneurship-Definition, Characteristics and importance, Types and functions of an entrepreneur, merits of a good entrepreneur motivational factors of entrepreneurship.	ICT based class room teaching, Group Discussion, Case Analysis, Individual Presentations
<b>Unit – II</b>	Motivation to achieve targets and establishment of ideas. Setting targets and facing challenges. Resolving problems and creativity. Sequenced planning and guiding capacity, Development of self confidence. Communication skills, Capacity to influence, leadership.	ICT based class room teaching, Group Discussion, Case Analysis, Individual Presentations
<b>Unit – III</b>	Project Report- Evaluation of selected process. Detailed project report - Preparation of main part of project report pointing out necessary and viability. Selecting the form of Organization: Meaning and characteristics of sole Proprietorship, Partnership and cooperative committees, elements affecting selection of a form of an organization. Economic management -Role of banks and financial institutions banking, financial plans, working capital-evaluation and management, Cost and Price determination, Calculation of Profits, keeping of accounts.	ICT based class room teaching, Group Discussion, Case Analysis, Individual Presentations
<b>Unit – IV</b>	Production management - Methods of purchase. Management of movable assets/goods. Quality management. Employee management. Packing. Marketing management Sales and the art of selling. Understanding the market and market policy. Consumer management. Time management.	ICT based class room teaching, Group Discussion, Case Analysis, Individual Presentations
<b>Unit - V</b>	Role of regulatory institutions - district industry centre, pollution control board, food and drug administration, special study of electricity development and municipal corporation. Role of development organizations, khadi & village Commission/ Board, State Finance Corporation, scheduled banks, MP Women's Economics Development Corporation. self-employment-oriented. Understanding basic concepts of entrepreneurship and key steps in the elaboration of business ideas, Developing personal creativity and entrepreneurial initiative. schemes, Prime Minister's Employment schemes, Golden Jubilee Urban environment scheme, Rani Durgavati Self-Employment scheme, Pt. Deendayal Self-employment scheme. Various grant schemes - Cost-of-Capital grant, interest grant, exemption from entry tax, project report, reimbursement grant, etc. Special incentives for women entrepreneurs, prospects & possibilities. Schemes of Tribal Finance Development Corporation, schemes of Antyavasai Corporation, schemes of Backward Class and Minorities Finance Development Corporation.	ICT based class room teaching, Group Discussion, Case Analysis, Individual Presentations

*[Signature]*  
Deputy Registrar (Academic)  
Dr. C.V. Raman University  
Kota, Bilaspur (C.G.)



## Course Outcome-

Understanding basic concepts in the area of entrepreneurship, understanding the stages of the entrepreneurial process, adopting of the key steps in the elaboration of business ideas, Developing personal creativity and entrepreneurial initiative.

## Text Books:

1. Udhyamita Vikas : U.C Gupta (Kailash Prakashan)
2. Udhmita Vikas (H) : Entrepreneurship Development / by Tribhuvannath Shukl Bhopal : Madhya Pradesh Hindi Granth Academy,
3. Varshney, G.K. (2010). Fundamental Of Entrepreneurship, SahityaBhawan Publications
4. Agrawal and Mishra (2017) Fundamental Of Entrepreneurship, SahityaBhawan Publications.
5. Fundamentals of Entrepreneurship by G.K. Varshney Agra Sahitya Bhawan
6. Fundamentals of Entrepreneurship (H) by Avnish Kumar Mishra Agra Sahitya Bhawan
7. Fundamentals of Entrepreneurship by H. Nandan New Delhi PHI Learning
8. Fundamentals of Entrepreneurship and Small Business Management by Vasant Desai Mumbai Himalaya Publishing House
9. Fundamentals of Entrepreneurship : Principles, Policies and Programmes by K.K. Patra Mumbai Himalaya Publishing House
10. Fundamentals of Entrepreneurship by Sangram Keshari Mohanty New Delhi PHI Learning

## Reference Books:

1. Entrepreneurial Development : Dr. S.S. Khanka (S. Chand)
2. Entrepreneurship Development : D. Acharya (Himalya Publication House)
3. Entrepreneurship : New Venture Creation by David H. Holt New Delhi PHI Learning

Job opportunity	Employability skill developed	Local/National/UNDP Goal Achieved	Entrepreneurship Opportunity
Business Consultant and Advisor Venture Capitalist	Team Working ,Decision Making Skills Persuading, influencing and negotiable skills Leadership skills, Able to improve decision making and problem solving skills	No Poverty, Zero Hunger; Quality Education, Decent Work and Economic Growth, Industry Innovation and Infrastructure achieved	Small Business owner



  
Deputy Registrar (Academic)  
Dr. G.V. Raman University  
Kota, Bilaspur (C.G.)



**DR. C.V.RAMAN UNIVERSITY**  
KARGI ROAD, KOTA, BILASPUR (C.G.)

**SEMESTER- 1<sup>st</sup>**

**Course: BCA**

**SUBJECT: FUNDAMENTALS OF COMPUTERS  
& INFORMATION TECHNOLOGY**

**Subject Code: 3IBCA101**

**Theory Max. Marks: 50**

**Theory Min. 17**

**COURSE OBJECTIVE:-**

1. To understand the basic knowledge of computer
2. To understand the assembly-level programming
3. To understand the input output devices, storage media, memory .
4. To understand the concept of MIS, Networking devices.

**Syllabus:**

Unit	Unit wise course contents	Methodology Adopted
Unit – I	Know the Computer -Introduction, What does computer stands for? Strengths of computers, Limitations of computers, Fundamental uses of computers, Development of computers, Types of Computers, Generations of Computers Personal Computer - Introduction, Personal computer, Uses of personal computers, Components of personal computers, Evolution of PCs, Developments of processors, Architecture of Pentium IV, Configuration of PC Number System - Introduction, Digital and Analog Operations, Binary Data, Binary Number System, Decimal Number System, Octal Number System, Hexadecimal Number System, Fractional Conversion, Coding System Data Representation and Binary Arithmetic - Introduction, Bits, Nibbles, Bytes and Words, Data Representation, Coding system, Binary Arithmetic, Binary Addition, Binary Subtraction, Binary Multiplication, Binary Division, Character Representation, Checking the Result of Binary Arithmetic.	ICT based class room teaching, Group Discussion, Case Analysis, Individual Presentations, Power Points, PDF, Video lectures, Black board, Group projects on Usage of Number system
Unit – II	Input Devices - Introduction, Input Device, Typing Input Devices, Pointing Input Devices, Scanning Input Devices, Audio Visual Input Devices Output Devices - Introduction, Output Devices, Soft Copy Vs Hard Copy Output, Monitor, Printers, Plotter, Electrostatic Technique, Special Purpose Output Equipments Central Processing Unit - Introduction, What is Central Processing Unit, Arithmetic and Logic Unit, Control Unit, Registers, Instruction set, Processor Speed Storage Devices - Introduction, Storage and its needs, Brain Vs Memory, Storage Evaluation Units, Data Access Methods, Primary Storage, Secondary Storage, Hard Disk Operations, Floppy Disk Drives, Winchester Disk, Optical Disk, VCD, CD-R, CD-RW, DVD, Zip Drive, Flash Drives, Blue Ray Disk, Memory Card, Driving Naming Conventions In a PC Basics of Software- Introduction, What Does Software Stand For? Needs of software, Types of software, Open Source Software, Integrated Development Environment Operating System - Introduction, Operating System, Why an Operating System, Functions of Operating System, The Booting Process, Types of Reboot, Booting From Different Operating System, Types of Operating System, Some Prominent Operating Systems Disk Operating System - Introduction, What is DOS?, Functions of DOS, Versions of DOS, DOS Commands , Important Internal Commands of DOS, Important External Commands of dos, Executable Vs Non-Executable Files In Dos.	Usage of ICT :-Power Points, PDF, Video lectures, Black board



<b>Unit – III</b>	<p>Programming Languages , Introduction, Data, information And Knowledge, Characteristics of Information, Comparison between human language and , Computer Language, What is a program?, What is a Programming language?, Programming development cycle, Algorithm, Program Flowcharts, Pseudo code, Programming approaches, Programming Paradigms, Types of Programming Language, Third Generation Language, Fourth Generation Language</p> <p>Computer Virus - Introduction, Virus, History, Mechanism of virus, How A Virus Spreads , How is virus named, A few Prominent Viruses, Types of Computer Virus, Related Concepts :, Anti Virus Programs, Norton Anti - Virus (NAV), Execution of Norton Anti-Virus</p> <p>Communication and IT - Introduction, Computer Network, Communication Process, Communication Types, Transmission Media, Wireless Media, Communication Channels/Media, Modem, Characteristics of a Modem, Types of Modem.</p>	Usage of ICT :-Power Points, PDF, Video lectures, Black board
<b>Unit – IV</b>	<p>Networks - Introduction, Internet Vs Intranet, Types of Network, Topology, Types of Connectivity, Network Devices</p> <p>Internet - Introduction, What is Internet actually ?, Growth of Internet, Owner of the Internet, Internet</p> <p>Service Provider, Anatomy of Internet, ARPANET and Internet history of the World Wide Web, Services Available on Internet (Internet Tools), Basic internet terminologies, net etiquette, Application of internet.</p>	Usage of ICT :-Power Points, PDF, Video lectures, Black board, Workshop on Computer Networks, Group discussions on Internet Pros and Cons. Individual presentations on Network Devices.
<b>Unit - V</b>	<p>Applications of Computers and Information Technology - Introduction, Business And Computer, EMail, E-Commerce, Project management, Computers in Personnel Administration, Accounting,</p> <p>Computers in Cost and Budget Control, Marketing, Manufacturing, Materials management, Banking,</p> <p>Insurance And Stock broking, Purchasing, Computers in warehousing</p>	Usage of ICT :-Power Points, PDF, Video lectures, Black board

#### Course Outcomes:-

After study this student will be able to know about terms and concepts of Fundamentals of Computers & Information Technology (hardware, software, networking, security, Internet/Web, and applications).

#### Text Books:

- Introduction to Computers and Information Technology Anurag Seetha (Ram Prasad & Sons, Bhopal.)
- Fundamentals of Information technology Alexis Leon & Mathews Leon (Vikas Publishing House, New Delhi.)
- Computer System Architectur MORRIS MANO ( PHI Publication)
- Computer fundamental V .Rajaraman; (PHI Publication)
- Basics of Computer & Information Technology Naik Nitin K. , (Kamal Prakashan)

#### Reference Books:

- Computers Today Galgotia Publications (Galgotia Publications.)
- DOS Quick reference Rajeev Mathur (Galgotia Publications)
- Computer Fundamentals (w/cd) : Concepts Systems & Applications Sinha , P.K (BPB Publications)

Job opportunity	Employability skill developed	Local/National/UNDP Goal Achieved	Entrepreneurship Opportunity
Computer Operator, Office Assistant, Training and Support in Institutions/universities, Research and Academics, System Analyst in State and Central Research organization, Consultant in Software firms, Quality Assurance and Testing in Public and Private sectors, Application Customization and Development, Start own venture	Learn basic's of Computer, Computations, Network, Internet and Programming Languages, Time, Management, Speaking, Cooperating, Presenting	No Poverty, Quality Education, Industry Innovation and Infrastructure.	Can start own Computer Assistance services.

Deputy Registrar (Academic)  
Dr. C.V. Raman University  
Kota, Bilaspur (C.G.)





**DR. C.V.RAMAN UNIVERSITY**  
KARGI ROAD, KOTA, BILASPUR (C.G.)

**SEMESTER- 1<sup>st</sup>**

**Course: BCA**

**SUBJECT: WINDOWS & MS OFFICE**

**(WORD, POWER POINT, EXCEL, OUTLOOK EXPRESS)**

**Subject Code: 3IBCA102**

**Theory Max. Marks: 50**

**Theory Min. 17**

**Course Objective:-**

1. To understand the basic knowledge of MS Windows.
2. To understand the Office Packages.
3. To understand the MS Excel.
4. To understand the MS PowerPoint & Outlook Express.

**Syllabus:**

Unit	Unit wise course contents	Methodology Adopted
Unit – I	Know the Windows 10 , Introduction, What is Windows 10 ? , Evolution of Windows Operating System, Features of Windows 10, What's New in Windows 10, Windows and Its Elements. Accessories And Other Tools , Introduction, The Calculator , Using THE Calculator, The Character Map, Using Outlook Express, The Address Book, The Paint, The Notepad, The WordPad, The NetMeeting, The Internet Explorer, The Windows Media Player, The MS-DOS , The Control Panel , The Windows Picture and Fax Viewer, The HyperTerminal, The Windows Messenger, Using Windows Movie Maker. Managing Files and Folders, Introduction, Viewing files and folders, Arranging files and folders, Creating a new folder, Creating a file using short-cut.	Usage of ICT :-Power Points, PDF, Video lectures, Black board
Unit – II	Customizing Your Computer , Introduction, customizing Your Desktop, Changing the Start menu style, Setting a screen saver, Reversing your mouse buttons, Changing the appearance of your mouse pointer, Adding a new font to your computer, Logging off from the computer, Adding or Removing Programs, Hiding and displaying quick launch bar. Introduction of Microsoft Office Suite Office Task Panes, Introduction, The Task Pane, Displaying And Hiding a Task Pane, Types of Task pane, Additional Task Panes, Insert ClipArt Task Pane, Styles and Formatting Task Pane, Mail Merge Task Pane, Exercise.	Usage of ICT :-Power Points, PDF, Video lectures, Black board
Unit – III	Word Processing and MS-Word , Introduction, Features of Word Processor, MS-WORD—a powerful word processor, Starting MS-Word, Chief Elements Of MS-Word Window, Displaying and Hiding the Toolbar, File operations in MS-WORD, Using Help Online, Customizing Office Assistant. Text Formatting , Introduction, Typing the text, Selecting Text with a mouse, Deleting Text, Restoring the deleted text, Typing over the existing text, Undoing/Cancelling the last action, Redoing/Repeating the last action, Formatting font, Advanced text formatting, Customizing Spelling Check, Using the thesaurus. Document Formatting, Introduction , Using page border, Bullets and numbering, Setting and removing tab stops, Making word count, Using Auto text, Using autocorrect, Headers and Footers, Setting up columns in the document, Removing columns from the document, Inserting page numbering, Usage of ICT :-Power Points, PDF, Video lectures, Black board Formatting the page numbering, manual and automatic page breaks, Setting mar Usage of ICT :-Power Points, PDF, Video lectures, Black board gins, Inserting date and time, Using Go to, Cursor movement with key-board. Tables And Graphics, Introduction, creating tables, calculating numeric data in a table , Deleting columns and rows, Formatting a table, Aligning text in the	Usage of ICT :-Power Points, PDF, Video lectures, Black board

Deputy Registrar (Academic)  
Dr. C.V. Raman University



	table, Formatting text in the table, Applying borders and shadings, Add a border to a table, Automatically format a table, Using Drawing, Creating a Shape, Using Word Art, Using Auto shapes, Insert a clip from the Clip Organizer, Inserting a text box, What is Drawing Canvas?, Using auto shapes. Mail Merge, Views, Template and Wizard, Introduction, Mail merge, Views, Overview of templates, Creating a document template, Create a Web page based on a template, Modify a document template, RULER, ZOOM, PROTECTING YOUR DOCUMENT, INSERTING A FILE INTO ANOTHER, overview of wizard, Inserting Hyperlinks to a Web Page or a Word Document, EXERCISE.	
<b>Unit – IV</b>	Spreadsheet and MS-Excel, Introduction, Starting MS-Excel, Spreadsheet and its Elements, Application Window, Document Window, Cell, Standard Toolbar, Formatting Toolbar, Workbook, Worksheet, Handling Files. Worksheet Formatting, Introduction, Entering Text Data, Entering Formula, Editing the Cell Content, Formatting the Cell, Formatting Font, Setting Border Around Cell, Highlighting gridlines, Using Format Painter, Finding and Replacing the Text, Using Spelling and Grammar. Function and Operator, Introduction, Entering Functions, Editing Functions, Using Mathematical Functions, Using Statistical Functions, Using Date & Time Functions, Changing the default date format, Text Function, Logical Functions, Financial Function, Operators, AutoSum, Function Wizard.	Usage of ICT :-Power Points, PDF, Video lectures, Black board
<b>Unit - V</b>	Chart and Web Object, Introduction, Types of Charts, Creating a Quick Chart Sheet, Parts of a Chart, Types of Charts, Creating A Chart using wizard, Using Pivot Table, Object Linking and Embedding (OLE), Linking Cells, Linking Formula, Hyper Links, Previewing charts, printing charts, Exercise. Presentation Package And MS-PowerPoint, Introduction, Chief Elements of Presentation, Starting PowerPoint, Creating A Presentation, Creating A Presentation with Auto Content Wizard, Create a presentation using a design template, Creating a blank presentation, PowerPoint window and its Elements, Using Help Online, Customizing Office Assistant. Text Formatting in Slides, Introduction, Adding text to slides, Editing text on a slide, Using Format Painter, Setting Paragraph Indents, Line Spacing in a Paragraph, Setting and Removing Tab Stops, Checking Spelling of the text, Finding and replacing the text, Moving slides. Table, Chart and other Drawing Objects, Introduction, Creating a table, Creating an embedded Word table, Adding Columns and Rows, Deleting Columns and Rows, Changing Table Borders, Using Auto shapes, Chart, Inserting a clip to your slide, Using Word Art, Inserting A Word Art, Working With Drawing Toolbar, Creating A Shape. Slides, Views, Notes, Handouts, Introduction, PowerPoint Views, Notes Pages, Using Handouts, Inserting Header and Footer in the, Slide, Transition, Custom Show, Assigning Custom Animation, Adding a motion path, Animating a chart, Publish a presentation or HTML file, to the Web, Preview a presentation as a Web page, Showing Slides, Printing Slides. Outlook Express, introduction, WHAT IS outlook express?, Features of Outlook Express, starting outlook express, Concepts of CC and BCC, Email address, Reading a received message, composing message, Replying And Forwarding Messages, attaching files, Creating signature in outlook express, Formatting message text, What is mime?, applying stationery, Inserting a hyperlink or HTML page into a message, Flagging an e-mail or news message, Importing messages from other e-mail programs, What are newsgroups?, Adding a newsgroup account, Switching between e-mail and news reading, Identities (Multiple Users on A Single Computer), Adding a new identity, Managing contacts with outlook, creating addresses, Importing an address book from another program, Using keyboard shortcuts in Outlook Express.	Usage of ICT :-Power Points, PDF, Video lectures, Black board

#### COURSE OUTCOMES:-

After studying this student will be able to know about terms and concepts of Microsoft suite completely. (like MS-word, power-point, excel sheets, outlook express)

Practicals:




Deputy Registrar (Academic)  
Dr. C.V. Raman University  
Kota, Bilaspur (C.G.)



1. Introduction of Microsoft windows.
2. Creation of file and folder in MS Windows.
3. Introduction of MS Word.
4. Inserting Number, Bullets, Footer and Header.
5. Creating text, document and table in MS Word.
6. Write steps for mail merge.
7. Introduction of Microsoft excel.
8. Write steps to inserting formula in MS Excel.
9. Creating text, row and Column in MS Excel.
10. Introduction of Microsoft Power Point.
11. Write steps how to using graphics in power point.
12. Introduction and theory of Microsoft Outlook.

#### Text Books:

- MS-Office 2010 Mr. Kalpesh Patel (Computer World (2014))
- PC Software MS Office Naik Nitin K (Kamal Prakashan)

#### Reference Books:

- Introducing Windows 10 for IT Professionals Ed Bott ( Microsoft Press)
- GO! with Microsoft Windows 10 Introductory Gaskin & Vargas (Publisher: Pearson)
- Microsoft Office 2010 a Complete Guide Blokdyk Gerardus (5starcooks)

Job opportunity	Employability skill developed	Local/National/UNDP Goal Achieved	Entrepreneurship Opportunity
Training and Support in Institutions/universities, Research and Academics, System Analyst in State and Central Research organization, Consultant in Software firms, Quality Assurance and Testing in Public and Private sectors, Application Customization and Development, Start own venture	Organizing and Planning , Analyzing	No Poverty, Quality Education, Industry Innovation and Infrastructure, Decent Work and Economic Growth	Can start own Computer Assistance services.

Deputy Registrar (Academic)  
 Dr. C.V. Raman University  
 Kota, Dilaspur (C.G.)





**DR. C.V.RAMAN UNIVERSITY**  
KARGI ROAD, KOTA, BILASPUR (C.G.)

**SEMESTER- 1<sup>st</sup>**

**Course: BCA**

**SUBJECT: PROGRAMMING IN C**

**Subject Code: 3IBCA103**

**Theory Max. Marks: 50**

**Theory Min. 17**

**COURSE OBJECTIVE:-**

1. To understand the basic knowledge of programming concepts.
- 2 To understand the C language & its concepts.

**Syllabus:**

Unit	Unit wise course contents	Methodology Adopted
<b>Unit – I</b>	Principles of Programming, Introduction to Programming, Program Concept, Characteristics of Programming, Stages in Program Development, Tips for Program Designing, Programming Aids, Algorithms, Notations, Design, Flowcharts, Symbols, Rules. Programming Techniques and Logic, Introduction, Introduction to programming techniques, Top-down approach or technique, Bottom-up approach or technique, Unstructured technique of programming, Structured technique of programming, Modular technique of programming, Comparative study of programming techniques, Cohesion , Coupling, Debugging , Syntax Errors, Logical Errors, Data Entry Errors, Linker Errors, Runtime Errors, Program Testing	Usage of ICT :-Power Points, PDF, Video lectures, Black board, Workshop on C , Workshop on "Running C program on UNIX environment , Individual presentations on types of errors learned.
<b>Unit – II</b>	Turbo C IDE, Turbo C IDE (Integrated Development Environment), Main Menu Bar, File Options, Edit option, Run option, Compile option, Project option, Options option, Debug option, Break/watch option, Edit Window, Message Window, Status bar, Editing, Compiling and Running a C Program, Features of C language, C language standards, Standardization , Successors of C language. Introduction to 'C', Introduction, Structure of a C program, 'C' Tokens, Keywords, Identifiers, 'C' Constants, Variables in C, Data Types, Derived Data Types : , Operators, Precedence and Associativity of operators, Hierarchy of operators at a glance, Expression & its Evolution, Type conversion in expressions , (Implicit and Explicit type conversion)	Usage of ICT :-Power Points, PDF, Video lectures, Black board
<b>Unit – III</b>	Decision Making and Branching, Introduction, Sequential statements, Unformatted I/O functions, Formatted input using scanf () function, Formatted output using print(), Branching statements, The if-else statement, The nested if-statement, The switch statement. Looping Statements, Introduction, for-statement, while-statement, do-while statement, Difference between while-loop and do-while loop, Nested loops, Jumps in loops.	Usage of ICT :-Power Points, PDF, Video lectures, Black board, Quiz competition based on aptitude questions on C
<b>Unit – IV</b>	Arrays, Introduction, Single-dimensional arrays, Reading and writing single dimensional arrays, Examples of Complex Programs, Searching, Sorting, Two-dimensional arrays (Multi-dimensional arrays), Reading-writing two-dimensional arrays, Manipulation in two-dimensional arrays, Strings, Concepts of string, Strings in C language, String variable, Initializing strings, String input/output functions, Arrays of strings, String handling functions, Memory formatting User Defined Functions, Introduction, Elements of user-defined functions, Categories of functions, Passing parameters to functions, Programming Examples, Arrays in functions, Nesting of Functions, Recursion, Command Line Arguments , Storage Classes	Usage of ICT :-Power Points, PDF, Video lectures, Black board, Group projects String Manipulations

*[Handwritten signatures and stamps at the bottom of the page, including a stamp that reads "Dr. C.V. Raman University"]*



Unit - V	<p>Structure and Union, Introduction to structures, Structure and its definition, Structure declaration, Tagged Structure, Structure variables, Type-Defined Structure, Structure initialization, Accessing structures, Nested structures, Array of structures, Structures and functions, Sending individual members, Sending the whole structure, Passing structures through pointers, Uses of structures, Union and its definition</p> <p>Debugging, Common Programming Errors, Program Testing and Debugging, Types of Errors, Debugging C program</p> <p>Pointers, Introduction, Pointer concepts, Pointer variable, Accessing variables through pointers, Pointer declaration and Definition, Initializing a pointer variable, Pointers to Pointers, Compatibility, Pointer applications, Pointers and other operators, Memory allocation functions, Memory map of C program, Memory management functions</p> <p>File Handling, Introduction to file handling, File system basics, Standard streams in C, File structure, FILE pointer, Opening and closing a file, File handling functions, File types, Text and Binary, Input /Output operations on file, Reading a character using getc(), Writing a character using putc(), Using feof(), Working with string using fputs() and fgets(), Using fprintf() and fscanf(), Using fread() and fwrite(), Direct Access file, fseek().</p>	Usage of ICT :-Power Points, PDF, Video lectures, Black board, Group discussions on Use of Pointers, Quiz competition based on aptitude questions on C
----------	--	--

### COURSE OUTCOMES:-

- Illustrate the flowchart and design an algorithm for a given problem and to develop IC programs using operators
- Develop conditional and iterative statements to write C programs
- Exercise user defined functions to solve real time problems
- Exercise files concept to show input and output of files in C

### Practicals:

1. Write a C Program to add two integer numbers.
2. Write a C Program to Check Whether a Number is Even or Odd.
3. Write a C Program to Check Whether a Number is Positive or Negative or Zero.
4. Write a C Program to Display Fibonacci Series.
5. Write a C Program to Reverse a Number.
6. Write a C Program to Check Whether a Number is Palindrome or Not.
7. Write a C Program to Make a Simple Calculator to Add, Subtract, Multiply or Divide Using switch...case.
8. Write a C Program to Calculate Factorial of a Number Using Recursion.
9. Write a C Program to Calculate Average Using Arrays.
10. Write a C Program to Add Two Matrix Using Multi-dimensional Arrays.
11. Write a C Program to Swap Numbers in Cyclic Order Using Call by Reference.

### Text Books:

- Thinking In C Mahapatra (PHI Publications)
- program design Peter Juliff (PHI Publications)

### Reference Books:


- Programming In C E. Balaguruswamy (TMH Publications)
- Programming With C Gottfried, Schaums Outline Series (TMH Publications)
- Let Us C++ Kanetkar Yashavant P (BPB Publications)

Job opportunity	Employability skill developed	Local/National/UNDP Goal Achieved	Entrepreneurship Opportunity
Assistant Programmer, Software developer, Training and Support in Institutions/universities, Research and Academics, System Analyst in State and Central Research organization, Consultant in Software firms, Quality Assurance and Testing in Public and Private sectors, Application Customization and Development, Start own venture	To create applications that will run on a wide variety of hardware platforms., Problem Solving	No, Poverty, Quality Education, Decent Work and Economic Growth, Industry Innovation and Infrastructure	Can teach and learn other computer languages.




Deputy Registrar (Academic)  
Dr. C.V. Raman University

Kota, Bhopal (C.G.)







**DR. C.V.RAMAN UNIVERSITY**  
KARGI ROAD, KOTA, BILASPUR (C.G.)

**SEMESTER- 1<sup>st</sup>**

**Course: BCA**

**SUBJECT: DISCRETE MATHEMATICS**

**Subject Code: 3IBDM101**

**Theory Max. Marks: 50**

**Theory Min. 17**

**COURSE OBJECTIVE:-**

This course introduces the applications of discrete mathematics in the field of computer science.

1. It covers sets, logic, proving techniques, combinatory, functions, relations, Graph theory and algebraic structures.

2. These basic concepts of sets, logic functions and graph theory are applied to Boolean algebra and logic networks while the advanced concepts of functions and algebraic structures are applied to finite state machines and coding theory.

**Syllabus:**

Unit	Unit wise course contents	Methodology Adopted
Unit – I	SET THEORY - Set and Subsets, Operations on Sets, Countable and Uncountable Sets, the Principle of Inc Inclusion-Exclusion, Derangements, Propositions.	Usage of ICT :-Power Points, PDF, Video lectures, Black board,
Unit – II	PERMUTATION, COMBINATIONS, DISCRETE PROBABILITIES - The rules of sum and product, Permutations, Combinations, Binomial and Multinomial Theorems, Combinations with Repetitions, Probability, Random Variables & Probability Distributions, Repeated Trials	Usage of ICT :-Power Points, PDF, Video lectures, Black board, Workshop on Probability for Data Analysis.
Unit – III	RELATION AND FUNCTION- Cartesian (Cross) Product of Sets, Relation, Operation on Relations, Properties of Relation as Binary Relation on a Set, Two Important Relations, Partial Ordered Relation, Lattices, Functions - Mappings, Types of Functions, Cardinality of Set, Composition of Relation and Function, Composition of Function, Existence of Inverse Function (Mapping), Set Image/Preset Image of Function.	Usage of ICT :-Power Points, PDF, Video lectures, Black board,
Unit – IV	Graph - Directed Graphs, Graphs, Isomorphism, Subgraphs, Operations on Graphs, Walks and their classification, Connected and Disconnected Graphs, Euler circuits Euler trails, Planar and non-planar graphs.	Usage of ICT :-Power Points, PDF, Video lectures, Black board, Group project to show use of graph theory in Computer Networks
Unit - V	Groups - Introduction, Necessary and sufficient Condition for any subset of a group to be subgroup, Partition of a Group, Characteristics of Cosets of a Subgroups, Normal Subgroups, Necessary and sufficient condition for any subgroup of group to be normal subgroup, Characteristics of Normal (Sub groups), Quotient groups, Concept of Homomorphism. Rings, Some special types of Rings, Elementary Properties of Rings, Sub rings, Results of Sub-rings of a ring, Standard Properties of ideals, Homomorphism of Rings, Properties of Homomorphism.	Usage of ICT :-Power Points, PDF, Video lectures, Black board,

**COURSE OUTCOME:-**

After study this student will be able to know about somefundamental mathematical concepts and terminology, how to useand analyze recursive definitions, how to count some differenttypes of discrete structures, techniques for constructingmathematical proofs, illustrated by discrete mathematics examples.

**TEXT BOOKS:**


- Discrete Mathematics Lipschutz S.,Lipson M. ,Schaums , (Tata Mc Graw Hill)
- Discrete Mathematics (SOS) Lipschutz , Seymour (Tata Mc Graw Hill Publishing)

*Deputy Registrar (Academic)*  
Dr. C.V. Raman University  
Bilaspur (C.G.)

## REFERENCE BOOKS:

- Elements of Discrete Mathematics : A Computer Oriented Approach C L Liu & D PMohapatra (New Delhi Tata Mc Graw Hill Publishing)
- Discrete Structure Agarwal D.C (Shree Sai Prakashan)
- Discrete Mathematics and Its Application Rosen K.N (Tata Mc Graw Hill )

Job opportunity	Employability skill developed	Local/National/UNDP Goal Achieved	Entrepreneurship Opportunity
Training and Support in Institutions/universities ResearchAcademics, System Analyst in State and Central Research organization, Consultant in Software firms, Quality Assurance and Testing in Public and Private sectors, Application Customization and Development, Start own venture	Data structures implemented using sets with particular focus on efficient implementations of set operations. In database theory, the notion of a relational database is that of seeing a database as a relation over sets. In formal language theory, a language is a set of strings and the study of operations on languages is central. Some of these are the usual set operations of intersection, union and complement, while others are particular to sets of strings (language concatenation and Kleene star are well-known operations on languages). In programming language semantics, semantic domains are sets with structure.	No poverty, Quality Education, Decent Work and Economic Growth,	Can make simple software based on Discrete Maths .



  
Deputy Registrar (Academic)  
Dr. C.V. Raman University  
Koila, Bilaspur (C.G.)





**DR. C.V. RAMAN UNIVERSITY**  
KARGI ROAD, KOTA, BILASPUR (C.G.)

**SEMESTER- 2<sup>nd</sup>**

**Course: BCA**

**SUBJECT: हिन्दी भाषा और संरचना – 1**

**हिन्दी आधार/पाठ्यक्रम- पाठ्यक्रम के उद्देश्य:**

- विद्यार्थियों में राष्ट्र प्रेम की भावना का विकास करना।
- हिन्दी के समृद्ध साहित्य को नयी पीढ़ी तक पहुँचाना।
- पत्र-लेखन, सार लेखन, भाव पल्लवन एवं साक्षात्कार के कौशल का विकास करना।
- डायरी, संस्मरण, लेखन, पारिभाषिक, षब्दावली, तत्सम, तद्भव, देशज, विदेशी शब्दों इत्यादि के ज्ञान का परिमार्जन करना।

**Subject Code: 3HBHL101**

**Theory Max. Marks: 25**

**Theory Min. Marks: 08**

**पाठ्यक्रम**

Unit	Unit wise course contents	Methodology Adopted
Unit – I	भारतवन्दना (काव्य) सूर्यकांत त्रिपाठी नराला जागृतुझकोदूर जाना सुश्री महादेवी वमाय स्वतंत्रतापुकारती (काव्य) जयशंकर प्रसाद हम अननकैतन (काव्य) बालकृष्णशर्मा यनवीन भाषा की महत्ता और उसके व्यववध रूप भाषा--कौशल	व्याख्यान एवं नाट्य मंचन
Unit – II	करुणा (ननबंध) आचार्य रामचन्द्र शुक्ल समन्वय की प्रक्रिया (ननबंध) रामधारीसंह 'ददनकर' ब्रह्मचरि बुआ (कहानी) डॉ. लक्ष्मणवर्षट्ट 'बटरोही' अनुवाद पर भाषा प्रकाश, महत्व, विशेषताएं दहन्दी की शब्द--संपदा पर भाषा कशब्दावली	ग्रीन बोर्ड
Unit – III	ववलायत पहुंची गयी : आत्मकथा शब्द महात्मा गांधी अफसर : व्यंग्य शब्द शरद जोषी तीथयया : कहानी डॉ. समथ लेषकुमार समथ मकड़ी का जाला : व्यंग्य डॉ. रामप्रकाश सक्सेना वाक्य.. संरचना रूतत्सम ए तद्भव देशज वदेशी	व्याख्यान
Unit – IV	अप्पदीपोभव : वक्तृत्व कला स्वामीश्रद्धानंद भारत का सामाजिक व्यवस्थितत्व : प्रस्तावना जवाहरलाल नेहरू पिमेंसूर के महाराजा को : पि. लेखन स्वामीवववेकानंद बनीरहेंगी क्रकताबें : आलेखन डॉ. सुनीतारानी घोष पि. लेखन : महत्व और उसके व्यववध रूप सड़क पर दौड़ते ईहामृग : ननबंध डॉ. श्यामसुन्दर दुबे	सत्रीय कार्य
Unit – V	योग की शक्ति : डायरी डॉ. हररं वंश राय बच्चन कोश के अखाड़े में कोई पहलवान नहीं उतरता : साक्षात्कार डॉ. हरीदेव बाहरी से प्रो. त्रिभुवननाथ शुक्ल नीग्रो सैनिक से भेंट : या. संस्मरण डॉ. देवेन्द्र सत्याधी	प्रश्न मंच

Deputy Registrar (Academic)  
Dr. C.V. Raman University

	<p>यददबानहोतीतोशायदगांधीकोयहऊँचाईनसमलती ;साक्षात्कारद्ध कथाकार.</p> <p>थगररराजक्रकशोरसेसत्येन्द्रशमाय</p> <p>सार .लेखनए भाव.पल्लवनसाक्षात्कारऔरकौशल</p>	
--	---	--

**अपेक्षित परिणाम:**

- विद्यार्थी भारत भूमि से प्रेम व स्नेह के भावों को बढ़ा सकेंगे।
- विद्यार्थियों की हिन्दी की षब्द संपदा में वृद्धि होगी।
- पत्र-लेखन, सार लेखन, भाव पल्लवन साक्षात्कार के कौशलका विकास होगा।
- डायरी एवं संस्मरण लेखन विद्या का परिमार्जन होगा।
- हिन्दी के समृद्ध साहित्य कोष से लाभान्वित होंगे।

Job opportunity	Employability skill developed	Local/National/UNDP Goal Achieved	Entrepreneurship Opportunity
षिक्षक, उद्घोषक	प्रातियोगी परीक्षा में लाभ कारी	उच्च गुणवता	साहित्य के क्षेत्र में रुचि

Deputy Registrar (Academic)  
 Dr. C.V. Raman University  
 Kota, Bilaspur (C.G.)





**DR. C.V.RAMAN UNIVERSITY**  
KARGI ROAD, KOTA, BILASPUR (C.G.)

**SEMESTER- 2<sup>nd</sup>**

**Course: BCA**

**SUBJECT: DIGITAL COMPUTER ORGANIZATION**

**Subject Code: 3IBEC 201**

**Theory Max. Marks: 50**

**Theory Min. 17**

**COURSE OBJECTIVE:-**

1. To study the basic organization and architecture of digital computers (CPU, memory, I/O, software).
2. Discussions will include digital logic and microprogramming.
3. Understanding and utilization of digital computers.

**Syllabus:**

Unit	Unit wise course contents	Methodology Adopted
Unit – I	Digital computer and digital system: - Binary number system: number base conversion. Compliments: one's, two's, 9's and 10's complements. Binary code: Gray BCD, ASCII, and error detection code. Logic Gates: - AND, OR, NOT, EX-OR, Universal gate. Logic Circuit. Boolean function: Rules and simplification, simplification of Boolean function using map method, don't care condition.	Usage of ICT :-Power Points, PDF, Video lectures, Black board
Unit – II	Combinational Circuits: Adders, Subtractors, Multiplexer, Demultiplexer, Decoder, Encoder. Sequential Circuit: Flip-Flop: RS, Clocked RS, JK, D flip-flop, and Master-slave flip-flop. Register- Introduction, Shift register, serial Transfer & parallel Load. Counters- Ripple Counter (Asynchronous), Synchronous Counters.	Usage of ICT :-Power Points, PDF, Video lectures, Black board, Case studies to understand organization of laptop like Dell, Lenovo etc.
Unit – III	8086 internal architecture, register organization of 8086, addressing modes, instruction set and assembler directives, data movement instructions. Register Transfer, Bus and Memory transfer, Micro operation: Logic and Shift. Instruction code: Instruction code, Direct and Indirect address. Interrupt and Interrupt cycle. Machine Language: Assembly language, assembler. Subroutines	Usage of ICT :-Power Points, PDF, Video lectures, Black board, Workshop on Parallel Processing and Parallel Computation)
Unit – IV	Control processing unit: general register organization, stack organization, polish notation. Instruction Format: Three Address instruction, Addressing modes. RISC and CISC, Pipeline and its types.	Usage of ICT :-Power Points, PDF, Video lectures, Black board, Group discussions on different applications of Stack. Group projects writing algorithm to convert infix to postfix notation
Unit - V	Computer Arithmetic: Addition and Subtraction with H/W algorithm, Multiplication algorithm, Booth Multiplication. Mode of transfer: DMA, DMA controller. Memory Organization: Memory Hierarchy- Main memory, Auxiliary, Associative, cache, and Virtual memory.	Usage of ICT :-Power Points, PDF, Video lectures, Black board

**COURSE OUTCOMES:-**

- An ability to perform computer arithmetic operations.
- An ability to understand control unit operations.
- An ability to design memory organization that uses banks for different word size operations.
- An ability to understand the concept of cache mapping techniques.
- An ability to understand the concept of I/O organization.
- An ability to conceptualize instruction level parallelism.

Deputy Registrar (Academic)  
Dr. C.V. Raman University  
Kota, Bilaspur (C.G.)

**Text Books:**

- Computer Architecture & Parallel Processing Sigapur (TMH)
- Digital Electronics W.HGothman (PHI)
- Modern digital electronics R.P Jain (TMH)
- Digital fundamental Floyd (UBS)
- Digital Computers (H) Tiwari Ashish (KamalPrakashan)

**Reference Books:**

- Digital Computer Electronics MALVINO (TMH Publication)
- Computer System Architecture MORRIS MANO (PHI Publication )
- Digital Computer Fundamentals BARTEE (TMH Publication)

Job opportunity	Employability skill developed	Local/National/UNDP Goal Achieved	Entrepreneurship Opportunity
Training and Support in Institutions/universities, Research and Academics, System Analyst in State and Central Research organization, Consultant in Software firms, Quality Assurance and Testing in Public and Private sectors, Application Customization and Development, Start own venture	Understand Computer hardware, arithmetic's, writing simple assembly programmers. Investigating, Analyzing	No Poverty, Quality Education, Decent Work and Economic Growth	Can start computer hardware assistance.

  
  
Deputy Registrar (Academic)  
Dr. C.V. Raman University  
Kota, Bilaspur (C.G.)





**DR. C.V. RAMANA UNIVERSITY**  
KARGI ROAD, KOTA, BILASPUR (C.G.)

**SEMESTER- 2<sup>nd</sup>**

**Course: BCA**

**SUBJECT: OBJECT ORIENTED PROGRAMMING WITH C++**

**Subject Code: 3IBCA201**

**Theory Max. Marks: 50**

**Theory Min. 17**

**COURSE OBJECTIVE:-**Student will be able

1. To understand the basic knowledge of opps with C++ language.
- 2 To understand the Structure & classes concepts, data member.
- 3 To understand the Array, Pointers operations.
- 4 To understand the Function overloading & Operator Overloading.
- 5 To understand the Inheritance & C++I/O system.

**Syllabus:**

Unit	Unit wise course contents	Methodology Adopted
Unit – I	Overview of C++ - Overview of C++, Software crisis, Object oriented programming paradigm, Basic concepts of OOP, Advantages/Benefits of OOP, Usage/applications of OOP C++ Environment, Program development environment, The language and the C++ language standards, Introduction to various C++ compilers, The C++ standard library, Prototype of main () function, i/o operator, manipulator, comments, data types Creating and Compiling C++ Programs - TURBO C++ IDE, Creating, compiling and running a C++ program using idea and through command line, Elements of C++ Language, Structure of a C++ program, C++ tokens, Type conversion in expressions. Decision Making and Branching - Introduction, Sequential statements, Mathematical Functions, Branching statements, looping Statements, Nested loops, Programming examples.	Usage of ICT :-Power Points, PDF, Video lectures, Black board, Workshop on how to develop game using C++.
Unit – II	Arrays and Functions- Arrays, The meaning of an array, Single-dimensional arrays, Two-dimensional arrays (Multi-dimensional arrays), User Defined Functions, Elements of user-defined functions, Return values and their types, Function calls, Categories of functions, Passing parameters to functions, Recursion, Command Line Arguments, Storage Class Specifiers. Classes and Objects - Classes, Structures and classes, Unions and classes, Friend function, Friend classes, Inline function, Scope resolution operator, Static class members, Static data members, Static member functions, Passing object to functions, Returning objects, Object assignment Array, Pointers, References and the Dynamic Allocation Operators - Array of objects, Pointer to object, Type checking in C++, The this pointer, Pointer to Derived Types, Pointer to class members, References, C++'s Dynamic Allocation Operators. Constructors and Destructors - Introduction, Constructors, Default Constructor, Parameterized constructors, Copy Constructors, Multiple Constructors in a class, Constructors with default arguments, Default Arguments, Special Characteristics of Constructor functions, Destructors.	Usage of ICT :-Power Points, PDF, Video lectures, Black board,
Unit – III	Polymorphism – Introduction to polymorphism, Types of polymorphism, Function overloading, Overloading Constructor Function, Finding the address of an overloaded function, Operator Overloading, Creating a Member Operator Function, Creating Prefix and Postfix forms of the increment (++) and decrement (--) operators (Overloading Unary Operator), Overloading the Shorthand Operators (i.e. +=, == etc), Operator Overloading Restriction (Rules), Operator Overloading using friend function, Overloading new and delete operator, Overloading some special	Usage of ICT :-Power Points, PDF, Video lectures, Black board, Group discussions on types of Constructors. Group projects application of Operator overloading.

Deputy Registrar (Academic)  
Dr. C.V. Ramana University



	operators, Overloading [ ] (Subscripting) operator, Overloading() (Function Call) operator, Overloading Binary Arithmetic operators, Concatenating String, Overloading Comma (, ) operator, Overloading the I/O operators.	
<b>Unit – IV</b>	Base class Access control, Inheritance & protected members, Protected base class inheritance, Inheriting multiple base classes, Constructors, destructors & Inheritance, When constructor & destructor function are executed, Passing parameters to base class constructors, Granting access, Virtual base classes. Virtual function, Pure Virtual functions, early Vs. late binding.	Usage of ICT :-Power Points, PDF, Video lectures, Black board
<b>Unit - V</b>	The C++ I/O System Basics - The C++ I/O System basics, C++ predefined streams, Formatting using the ios members, Clearing Format Flags, An Overloaded form of setf( ), Examining the Formatted Flags, Using width( ), Using precision( ), Using fill( ), Using Manipulators to format I/O, Creating your own Manipulators	Usage of ICT :-Power Points, PDF, Video lectures, Black board, Quiz competition on aptitude question on C++, Project making competition using File handling in C++.

#### Practicals:

1. WAP to add, subtract, multiply and divide two numbers using concepts of C++.
2. WAP to show swapping of two numbers using C++.
3. WAP to calculate volume of cube, cylinder, rectangular box using three times function overloading in C++.
4. WAP using virtual function.
5. WAP using copy constructor.
6. WAP to show multiple inheritances.
7. WAP to find mean value of two numbers using friend function.
8. WAP using inline function.
9. WAP to demonstrate the use of Local Object, Static Object & Global Object using C++.
10. WAP in C++ to demonstrate the creation and the use of dynamic object.
11. Derive the two classes son and daughter and, demonstrate polymorphism in action.

#### Text Books:

- Object Oriented Programming With C++ R. Subburaj (Vikas Publishing House)
- Programming In C++ M Kumar (TMH Publications)

#### Reference Books:

- C++ E. Balguruswamy ( TMH Publication)
- Object Oriented Programming C++ R. Lafore (Galgotia Publishing)
- C++ The Complete Reference Herbert Schildt (TMH Publication)

Job opportunity	Employability skill developed	Local/National/UNDP Goal Achieved	Entrepreneurship Opportunity
Assistant programmer, software developer, Training and Support in Institutions/universities, Research and Academics, System Analyst in State and Central Research organization, Consultant in Software firms, Quality Assurance and Testing in Public and Private sectors, Application Customization and Development, Start own venture	To create applications that will run on a wide variety of hardware platforms. Problem Solving	No poverty, Quality Education, Decent Work and Economic Growth, industry innovation and infrastructure	Can teach and learn other computer languages.

*Dr. C.V. Raman*  
Deputy Registrar (Academic)  
Dr. C.V. Raman University  
Kota, Bilaspur (C.G.)





**DR. C.V.RAMAN UNIVERSITY**  
KARGI ROAD, KOTA, BILASPUR (C.G.)

**SEMESTER- 2<sup>nd</sup>**

**Course: BCA**

**SUBJECT: OPERATING SYSTEMS**

**Subject Code: 3IBCA202**

**Theory Max. Marks:50**

**Theory Min. 17**

**COURSE OBJECTIVE:-**

1. To develop the understanding of functioning of Operating System.
- 2 To understand the Process Concepts, process state & process control
- 3 To understand the Critical Section Problem
- 4 To understand the Contiguous Allocating, Paging
- 5 To understand the Disk Scheduling, Disk Management

**Syllabus:**

Unit	Unit wise course contents	Methodology Adopted
Unit – I	Operating Systems: Overview -Introduction of Operating System, Types of Operating System, System Components and it's services, System Calls, System Programs, Structure, Design and, Implementation, Operating System Generation.	Usage of ICT :-Power Points, PDF, Video lectures, Black board
Unit – II	Process : Concept, Description and Control -Concept of process, Process state model, Process description - PCB, Process control, Threads, Threads in Linux Process Scheduling - Types of Scheduler, Scheduling Criteria, Uniprocessor, Scheduling, Multiprocessor Scheduling, Algorithm Evaluation, Process Scheduling in Linux Concurrency - Introduction to concurrency, Critical section problem, Mutual Exclusion solutions, S/w approach, H/w support, semaphore, monitor, Classical problem of synchronization.	Usage of ICT :-Power Points, PDF, Video lectures, Black board
Unit – III	Deadlock - Deadlock Characterization, Deadlock Prevention, Deadlock Detection, Deadlock Avoidance, Combined Approach Protection - Goal of Protection, Protection Domains, Access Matrix, Implementation of Access Matrix, Revocation of Access Rights, Language Based Protection Security and Encryption - Security Problem, User Authentication, Program Threats, System Threats, Securing System and Facilities, Encryption & Decryption – Cryptography.	Usage of ICT :-Power Points, PDF, Video lectures, Black board, Visit to Cyber Crime department of Police. Workshop on Cyber Security, Group projects on types of Cryptography
Unit – IV	Memory Management -Memory Management Requirements, Address Space, Linking and Loading, Swapping, Partitioning, Paging, Segmentation. Virtual Memory - Introduction to Virtual Memory, Demand Paging, Page Replacement, Thrashing, Demand Segmentation Input Output Systems - Input - Output Devices, Hardware Support for I/o, I/O Communication Techniques, I/O Software Device Drivers, Performance Consideration.	Usage of ICT :-Power Points, PDF, Video lectures, Black board
Unit - V	Disk Structure - Introduction to Disks, Disk Scheduling, Disk Management, Disk Reliability, Swap Space Management, Stable Storage Implementation. File Management - File Concepts, Directory structure, File Sharing, Protection, File system in Linux.	Usage of ICT :-Power Points, PDF, Video lectures, Black board, Individual presentations on Disk Scheduling.

*Deputy Registrar (Academic)*  
Dr. C.V. Raman University  
Kota, Bilaspur (C.G.)

## COURSE OUTCOMES:-

After study this student will be able to know about the functioning of Operating System. To make students able to learn different types of operating systems along with concept of file systems and CPU scheduling algorithms used in operating system. To provide students knowledge of memory management and deadlock handling algorithms. At the end of the course, students will be able to implement various algorithms required for management, scheduling, allocation and communication used in operating system.


### Text Books:

- Operating System (H) Ashish Tiwari (Kamal Prakashan)
- Operating Systems Godbole A.S (Tata Mc Graw Hill Publishing)

### Reference Books:

- Operating System Concepts Silberschatz & Galvin (Addison Wesley Publication)
- Operating System Concepts & Design Milan Milen Kovic, (TMH Publication)
- Operating system William Stalling (Pearson Edu)

Job opportunity	Employability skill developed	Local/National/UNDP Goal Achieved	Entrepreneurship Opportunity
System Admin, Technical support Engineer, Training and Support in Institutions/universities, Research and Academics, System Analyst in State and Central Research organization, Consultant in Software firms, Quality Assurance and Testing in Public and Private sectors, Application Customization and Development, Start own venture	Basics of OS and its working, Organizing and Planning, Analyzing	No poverty, Quality Education, Decent Work and Economic Growth	Can start own Computer Assistance services.



  
Deputy Registrar (Academic)  
Dr. C.V. Raman University  
Kota, Bilaspur (C.G.)





**DR. C.V.RAMAN UNIVERSITY**  
KARGI ROAD, KOTA, BILASPUR (C.G.)

**SEMESTER- 2<sup>nd</sup>**

**Course: BCA**

**SUBJECT: INTERNET PROGRAMMING (HTML, DHTML & JAVASCRIPT)**

**Subject Code: 3IBCA203**

**Theory Max. Marks: 50**

**Theory Min. 17**

**COURSE OBJECTIVE:-**

1. To understand the general concepts pertaining to the Internet and World Wide Web.
2. To have a good working knowledge of HTML, CSS and JavaScript and the principles of Website Design.
3. To know different Web Designing Tools, how web hosting and publishing done
4. To understand JavaScript, Electronic Commerce, Electronic Payment System and Electronic Security

**Syllabus:**

Unit	Unit wise course contents	Methodology Adopted
Unit – I	ABC Of Internet - Introduction, What is Internet Actually ?, Growth of Internet , Owner of Internet, Internet Service Provider, Arpanet and Internet history of the World Wide Web, Internet Tools, Basic Internet Terminologies, net etiquette, Applications. World Wide Web - Introduction, Basic Features, Evolution of the WWW, Mechanism of the World Wide Web, WWW Browsers, URL (web address), Domain Name System (DNS), Search Engines, Searching The Web, Site Specific Search Tools. Electronic Mail -Introduction, What is an E-mail?, Concept of Email, How Does Email Work ?, Structure of an E-mail, Starting, Setting up a Mail Account, Web Based Emails, E-mail Protocols, Mailing List .	Usage of ICT :-Power Points, PDF, Video lectures, Black board
Unit – II	Hyper Text Markup Language -Introduction, Concept of Hyper Text Markup Language, Versions of HTML, HTML Editors, Elements of HTML, Document Layout, Cascading Style Sheet. Web Designing With Adobe Dream Viewer -Introduction, What is Adobe Dream Viewer ?, Starting Adobe Dream Viewer, Adobe Dream Viewer Window And Its Elements, Creating A Website, Creating Tables In Adobe Dream Viewer, Formatting A Table, Using Graphics In A Web Page. CSS and DHTML -CSS properties and styling, Working with Background, Text and Font properties. DHTML Introduction, Static V/S Dynamic Websites.	Usage of ICT :-Power Points, PDF, Video lectures, Black board, Group projects on Web Designing.
Unit – III	Introduction To JavaScript- Introduction, What is JavaScript ?, Role of Scripting, JavaScript Versus Java, JavaScript Versions, Error Handling in JavaScript Program, Creating a Simple External JavaScript Program, Creating a simple HTML page. Elements of JavaScript -Introduction, Elements of JavaScript), Data Type Conversion in JavaScript, Using Special Characters in Strings, Alert Boxes, Confirm Alert Box, Prompt Boxes. Variables & Functions-Variables in JavaScript, Constants, Function, Working with Objects, Object Properties, Object Methods.	Usage of ICT :-Power Points, PDF, Video lectures, Black board, Group projects on JavaScript
Unit – IV	Statements in javascript -Introduction, Statements, Block Statement, Conditional Statements, The if...else Statement, The switch Statement , Loop Statements , The for Statement , The do...while Statement The while Statement , The infinite loop, The label Statement , The break Statement , The continue Statement . Using forms in JavaScript -Introduction, Creating the form, Getting a value from a form object, setting a value in a form object, Reading other form object values, Using Hidden Text Boxes, Using Radio Buttons, Using Check Boxes, Using Text Areas. Web Hosting And Publishing Concepts -Introduction, What is the Need of a Website, Types of Websites, Components of Web Publishing, Web Hosting, Web Design and Development, Introduction to Word press	Usage of ICT :-Power Points, PDF, Video lectures, Black board, Workshop on Designing Website,

Deputy Registrar (Academic)  
Dr. C.V. Raman University



<b>Unit - V</b>	Introduction to Electronic Commerce- Introduction, Electronic Commerce, Technical and Organizational Aspects, Advantages of E-Commerce, Disadvantages of E-Commerce, Components of E-Commerce, Internet and E-Commerce, Types Of E-Commerce, Constraints To E-Commerce. Electronic Payment System and Electronic Security- Introduction, Electronic Payment System, Types of Electronic Payment System, Risks from Mistakes and Disputes: Consumer Protection, Managing Information Policy, Managing Credit Risk, Electronic Security.	Usage of ICT :-Power Points, PDF, Video lectures, Black board

#### COURSE OUTCOMES:-

After study this student will be able to know about programs based upon Html and html concepts, create animation & events based upon java script concepts, and connect an application with database.

#### Practicals:

1. WAP which shows headings five time in ascending order. Align the heading.also.
2. Write a program which show four paragraph under four headings.
3. Write a program for formatting the text &marked highlighted text.
4. Write a program for some text using CSS technique.
5. Write a program to insert an image in a page.
6. Write a program to make a table for any company employee's data record.
7. Write a program to make forms for different uses.
8. Write a java script to print the heading and paragraph & also create a button
9. Write a program to upload video on web page.
10. Write a program to change the back ground of any page.
11. Write a program to create a link between pages.

#### Text Books:

- Web Enabled Commercial Application Development Using : HTML, JavaScript, DHTML andPHP by Ivan Bayross (BPB Publication)
- Oracle Visual Basic HTML Naik Nitin K. Kamal Prakashan
- Internet & Web Design by A. Mansoor, Pragma Publications.
- Frontiers of Electronic Commerce, By- Kalakota, Ravi ; Stone, Tom ; Whinston, Andrew B,Addison Wesley Publishing Co , ISBN 8178080575
- E-Commerce An Indian Perspective (Second Edition) – by P.T. Joseph, S.J. Prentice-Hall ofIndia
- Learn HTML in a weekend by Steven E. Callihan, PHI

#### Reference Books:

- Using HTML By Lee Anne Phillips, PHI
- SAMS Teach Yourself Javascript in 24 Hrs. By Phil Ballard, SAMS
- HTML & HTML The Complete Reference Powell T.A Tata Mc Graw Hill Publishing

Job opportunity	Employability skill developed	Local/National/UNDP Goal Achieved	Entrepreneurship Opportunity
Web developer, web service provider, Training and Support in Institutions/universities, Research and Academics, System Analyst in State and Central Research organization,Consultant in Software firms, Quality Assurance and Testing in Public and Private sectors, Application Customization and Development, Start own venture	Enabling Knowledge, Critical Analysis, Problem Solving, Communication, Organizing and Planning, Analyzing	No poverty, Quality Education, Decent Work and Economic Growth	Can start own Web designing company

Deputy Registrar (Academic)  
Dr. C.V. Raman University  
Kota, Bilaspur (C.G.)





**DR. C.V.RAMAN UNIVERSITY**  
KARGI ROAD, KOTA, BILASPUR (C.G.)

**SEMESTER- 2<sup>nd</sup>**

**Course: BCA**

**SUBJECT: DATA ENTRY OPERATIONS**

**Subject Code: SCIT 201**

**Theory Max. Marks:**

**Theory Min.**

**COURSE OBJECTIVE:-**

- 1 To understand the basic knowledge of computer
- 2 To understand the assembly-level programming
- 3 To understand the input output devices, storage media, and memory

**Syllabus:**

Unit	Unit wise course contents	Methodology Adopted
Unit – I	Basics of Computer: Computer Organization, Input and Output Devices, System Software and Application Software, Computer Language, Compiler and Assembler. Operating System: Elements of Windows XP, Desktop Elements, Locating Files and Folders, Changing System Setting, File Management in Windows, Installation of Software and Hardware.	Usage of ICT :-Power Points, PDF, Video lectures, Black board
Unit – II	Basics of Word Processing: Starting Word Program, Word Screen Layout ,Typing Screen Objects, Managing Documents, Protecting and Finding Documents, Printing Documents Formatting Documents: Working with text, Formatting Text, Formatting Paragraphs, Bulleted and Numbered Lists, Copying and Moving Text, Spelling and Grammar, Page Formatting, Creating Tables, Mail Merge.	Usage of ICT :-Power Points, PDF, Video lectures, Black board
Unit – III	Types of document in Mail merge: Creating data Source, Creating Mailing Labels, Creating Mailing Labels, Merging Data into Main Document. Basics of Spreadsheet: Selecting, Adding and Renaming Worksheets, Modifying a Worksheet, Resizing Rows and Columns, Workbook Protection.	Usage of ICT :-Power Points, PDF, Video lectures, Black board
Unit – IV	Formatting Worksheets: Formatting Toolbar, Formatting Cells, Formatting Rows and Columns, Formatting Worksheets Using Styles, Protect and Unprotect Worksheets. Formulas, Functions and Charts: Formulas and Functions, Copying a Formula, Types of Functions, Types of Charts, Auto Shapes and Smart art.	Usage of ICT :-Power Points, PDF, Video lectures, Black board
Unit - V	Creating Presentation: Creating Slides, Slide Sorter View, Changing Slide Layouts, Moving Between Slides. Introduction to Internet: Getting Connected to Internet, Types of Internet Connections, Internet Terminology, Understanding Internet Address, Web Browser and Internet Services.	Usage of ICT :-Power Points, PDF, Video lectures, Black board

**COURSE OUTCOMES:-**

After studying this student will be able to know about terms and concepts of Microsoft suite completely.(like MS-word, power-point-excel sheets,outlook express)

**Practicals**

- 1.To study the features of MS-Office 2007 such as MS-Word, MS-Excel, MS-Powerpoint and MS-Access
2. To create a document using mail merge in MS-Word.
3. To create a document for type the mathematical equation in MS-Word.
4. To create a employees work detail list using MS-Excel
5. To calculate student mark details using MS-Excel.

*[Signature]*  
Deputy Registrar (Academic)  
Dr. C.V. Raman University  
Kota, Bilaspur (C.G.)

*[Signature]*

*[Signature]*

*[Signature]*

6. To Import External Data, Sort and Filter using MS-Excel.
7. To create a database using MS-Access.
8. To generate report using MS-Access.
9. To create a presentation text and images with effects using MS-Power point.
10. To create a presentation with effects using animation and sound effects.
11. To create a document using mail merge in MS-Word.

**Text Books:**

- MS-Office 2010 Mr. Kalpesh Patel (Computer World(2014))
- PC Software MS Office Naik Nitin K (Kamal Prakashan)
- Introduction to Computers and Information Technology Anurag Seetha (Ram Prasad& Sons, Bhopal)
- Fundamentals of Information technology Alexis Leon & Mathews Leon(Vikas Publishing House, New Delhi)

**Reference Books:**

- Windows XP Complete Reference. (BPB Publications)
- MS Office XP complete (BPB publication)
- Microsoft Office 2010 a Complete Guide Blokdyk Gerardus (5starcooks)

Job opportunity	Employability skill developed	Local/National/UNDP Goal Achieved	Entrepreneurship Opportunity
Training and Support in Institutions/universities, Research and Academics, System Analyst in State and Central Research organization, Consultant in Software firms, Quality Assurance and Testing in Public and Private sectors, Application Customization and Development, Start own venture	Organizing and Planning , Analyzing	No Poverty, Quality Education, Industry Innovation and Infrastructure, Decent Work and Economic Growth	Can start own Computer Assistance services.

Deputy Registrar (Academic)  
 Dr. C.V. Raman University  
 Kota, Bilaspur (C.G.)





**DR. C.V.RAMAN UNIVERSITY**  
KARGI ROAD, KOTA, BILASPUR (C.G.)

**SEMESTER-3<sup>rd</sup>**

**Course: BCA**

**SUBJECT: ENGLISH LANGUAGE AND SCIENTIFIC TEMPER**

**Subject Code: 3HBEL402**

**Theory Max. Marks: 25**

**Theory Min. Marks: 08**

**COURSE OBJECTIVES:**

- To Study the basic language skills (speaking, listening, reading, and writing) and grammar.
- Comprehensive study of different kinds of letters and applications.
- To study the different kinds of prose and poetry.

**Syllabus:**

Unit	Unit wise course contents	Methodology Adopted
<b>Unit – I</b>	1. Tina Morris : Tree 2. Nissim Ezekiel : Night of the Scorpion 3. C.P. Snow : Ramanujan 4. Roger Rosenblatt : The Power of WE 5. George Orwell : What is Science? 6. C.Rajagopalachari : Three Questions 7. Desmond Morris : A short extract from the Naked Ape 8. A.G. Gardiner : On the rule of the road	Usage of ICT(Power point, PDF, and video lectures) and black board.
<b>Unit – II</b>	Comprehension of an unseen passage.	Usage of ICT(Power point, PDF, and video lectures) and black board.
<b>Unit – III</b>	Letter Writing: Formal Letters, Informal letters, Applications.	Usage of ICT(Power point, PDF, and video lectures) and black board.
<b>Unit – IV</b>	Report Writing.	Usage of ICT(Power point, PDF, and video lectures) and black board.
<b>Unit - V</b>	Language Skills Correction of common errors in sentence structure : usage of pronouns, subject/ verb agreement word order, gender; compound nouns, collective nouns, possessives, articles and prepositions. (advanced)	Usage of ICT(Power point, PDF, and video lectures) and black board.

**COURSE OUTCOMES:**

- Student will be able to understand correct use of grammar and languageskills.
- Student will be familiar with different prose and poetry.
- Student should be able to write analytically in a variety of formats, including essays, report writing and application.

**Text Books**

- Essentials of English Grammar and Composition by Rajendra Pal ,H.C Kataria
- Fundamental of English Grammar by N.C Sinha


*Ishta*  
Deputy Registrar (Academic)  
Dr. C.V. Raman University  
Kota, Bilaspur (C.G.)

**Reference Books**

- A Comprehensive English Grammar by Rajkumar Sharma,Bhushan Singh
- A Comprehensive Grammar of Current English

Job opportunity	Employability skill developed	Local/National/UNDP Goal Achieved	Entrepreneurship Opportunity
language teacher.	command on language Develop LSRW skills	Quality education on better communication.	Speaker






Deputy Registrar (Academic)  
Dr. C.V. Raman University  
Kota, Bilaspur (C.G.)





**DR. C.V.RAMAN UNIVERSITY**  
KARGI ROAD, KOTA, BILASPUR (C.G.)

**SEMESTER- 3<sup>rd</sup>**

**Course: BCA**

**SUBJECT: DATA BASE MANAGEMENT SYSTEM (SQL/MS ACCESS)**

**Subject Code: 3IBCA301**

**Theory Max. Marks: 50**

**Theory Min. 17**

**Course Objective:-**

1. To understand the basic knowledge of DBMS Concepts.
- 2 To understand the Database Design.
- 3 To understand the RELATIONAL DATA MODEL.
- 4 To understand the RELATIONAL DATABASE DESIGN.
- 5 To understand the Indexing & Hashing-Basic Concepts & Recovery System.

**Syllabus:**

Unit	Unit wise course contents	Methodology Adopted
Unit – I	Introduction to DBMS, Operational Data, Introduction to database, Views of data, Three-Level Architecture proposal, Instances and Schemas, Purpose of database system, Advantages of DBMS, Disadvantages of DBMS, Structure of a DBMS, Data Models, Database Languages. E-R Model, Entity-Relationship Model, Entity and Entity set, Attributes and Keys, Relationship and relationship set, Mapping constraints, Entity-Relationship diagram, Strong and Weak entities, Generalization, Specialization, Aggregation, Reducing ER diagram to tables.	Usage of ICT :-Power Points, PDF, Video lectures, Black board, Workshop on Statistical analysis of Data.
Unit – II	RDBMS Concept and Terminology, Set theory - concepts and fundamentals, Extension and Intention, Attributes and Domains, Relations, Tuple, Concepts of keys, Fundamental integrity rules. Normalization, Functional dependencies, Universal Relation, Anomalies in a database, Decomposition, Normalization Relational Algebra, Select Operation, Project Operation, Join Operation, Division Operation, Cross Product Operation, Set operations Relational Calculus, Introduction, Tuple Relational Calculus, Operators used in TRC, Example queries using TRC, Domain Relational Calculus, Operators used in DRC, Example queries using DRC, Comparison of TRC, DRC, RA.	Usage of ICT :-Power Points, PDF, Video lectures, Black board, Group discussions on Normalization and its use., Group projects real time database handling.
Unit – III	Database Language, Structured Query Language (SQL), Integrity Constraints, Implementing SQL using MS Access, Functions, Indexing, View using MS Access Database Administration, DBA - Role, Functionality and Importance, Failure classification, The storage hierarchy, RAID, Transaction model, File structure and Storage access, File organization, Organization of records in file, Data dictionary storage.	Usage of ICT :-Power Points, PDF, Video lectures, Black board
Unit – IV	Indexing and hashing, B-tree index file, Advanced DBMS, Database system Architectures, Centralized System, Client-Server System, Parallel Database System, Distributed Database System, Overview of Database on Web, Concepts of ODBC, DSN	Usage of ICT :-Power Points, PDF, Video lectures, Black board
Unit - V	Database Storage and Querying, Basic Concepts of Indexing and Hashing, Query Processing, Measures of Query Cost, Basics of Query Optimization, Choice of evaluation plan, Structure of Relational Database. Transaction Management, Introduction, Transaction Concepts, Features of Database Transaction,	Usage of ICT :-Power Points, PDF, Video lectures, Black board, Group projects real time database handling.

*AS*

*Shukla*

*Dr. C.V. Raman University*

*[Signature]*

	Concurrency Control in Database -, Lock Base, Time-stamp Base, Validation Base, Database Recovery System.	
--	---	--

### COURSE OUTCOMES:-

After study this student will be able to know about and concepts & fundamentals of DBMS, Concept of keys, RELATIONAL DATA MODEL & design. Student will also be able to create table and implement commands.

### Practicals:

1. Write a query to implement Different types of DDL statements in SQL.
2. Write a query to implement Different types of DML statements in SQL.
3. Write a query to implement Different types of DQL statements in SQL.
4. Write a query to implement Different types of DCL statements in SQL.
5. Write a query to explore 'select' clause using where, order by, between, like, group-by, having etc.
6. Write a query to implement the concept of Joins in SQL.
7. Write a query to implement the concept of Indexes and views.
8. Write a query to implement the restrictions on the table.
9. Write a query to implement the concept of Subqueries.
10. Write a query to implement the structure of the table.

### Text Books:

- Database Management System (H) Laad Ameet (Kamal Prakashan)
- Introduction to Database Management Systems Kahate Atul (Pearson)
- an introduction to database system Bipin C. Desai (New Delhi Galgotia)

### Reference Books:

- Database Management System Leon & Leon (Vikas Publications)
- Database System Concepts Henry F. Korth & Abraham Silberschatz. (New York. MC Graw)
- An Introduction To Database System C.J. Date (New Delhi Pearson)

Job opportunity	Employability skill developed	Local/National/UNDP Goal Achieved	Entrepreneurship Opportunity
Data administrator, database developer, database trainer, oracle engineer, Training and Support in Institutions/universities, Research and Academics, System Analyst in State and Central Research organization, Consultant in Software firms, Quality Assurance and Testing in Public and Private sectors, Application Customization and Development, Start own venture	Query processing, Database handling, Organizing and Planning Database, Handling data and query processing.	No poverty, Quality Education, Decent Work and Economic Growth, industry innovation and infrastructure	Can start own Data handling company.

Deputy Registrar (Academic)  
Dr. C.V. Raman University  
Kota, Bilaspur (C.G.)





**DR. C.V.RAMAN UNIVERSITY**  
KARGI ROAD, KOTA, BILASPUR (C.G.)

**SEMESTER- 3<sup>rd</sup>**

**Course: BCA**

**SUBJECT: DATA STRUCTURE**

**Subject Code: 3IBCA302**

**Theory Max. Marks: 50**

**Theory Min. 17**

**COURSE OBJECTIVES:** Data structures play a central role in modern computer science. Data structures are essential building blocks in obtaining efficient algorithms.

1. The objective of the course is to teach students how to design, write, and analyze the performance of programs that handle structured data and perform more complex tasks, typical of larger software projects.
2. Students should acquire skills in using generic principles for data representation & manipulation with a view for efficiency, maintainability, and code reuse.
3. Another goal of the course is to teach advance data structures concepts, which allow one to store collections of data with fast updates and queries.

**Syllabus:**

Unit	Unit wise course contents	Methodology Adopted
Unit – I	Analysis of Algorithm-Introduction, Criteria of Algorithm, Time Complexity, Space Complexity, Asymptotic Notation: Big Oh (O) Notation: Big Omega (U) Notation: Big Theta (E) Notation. Types of Data structures- Introduction, Types of Data structures, Linear Data Structures, Non Linear Data Structure, Array, SPARSE MATRICES, Garbage Collection, Benefits, Disadvantages.	Usage of ICT :- Power Points,PDF , Video lectures,Black board ,Visit to small companies, Workshop on application of Stack in String Processing,,Case studies of Sparse Matrix.
Unit – II	Stacks-Introduction, Push operation, Pop operation, Stack implementation using arrays, (static implementation of stacks), STACK as a Linked List, Stack as an abstract data structure, Applications of stack, Conversion of Expressions, Precedence and associativity of the operators, Evaluation of Postfix expression, Multiple stacks, Recursion-Introduction, Working of recursion, Fibonacci series, Tower of Hanoi, Efficiency of recursion. Queue-Introduction, Different types of queues, Queue (Linear queue), Queue as an abstract data structure, Circular queue, Double ended queue (Deque), Priority queue, QUEUE as a Linked List, Applications of Queue. Linked Lists-Concept of list and array , Introduction to Data Structures, Arrays, Linked list, Singly or Linear linked list, Circular singly linked list, Doubly linked lists, Header Node, Applications of linked lists, Addition of two long positive numbers, Evaluation of a polynomial.	Usage of ICT :- Power Points,PDF , Video lectures,Black board , Group projects application of Recursion. Workshop on applications of Graph in making computer Games,
Unit – III	Trees-Introduction, Representation of tree, Binary Tree , Representation of binary tree, Array representation of binary tree, Linked List representation of binary tree, Basic Operation on Binary Tree- Traversals, Binary Tree Traversal Algorithms (Recursive), Creation of Binary Search Tree:, Types of binary trees, Operations on Binary Search Tree (BST), Threaded binary trees, Application of Binary Tree:, B-Tree, Height Balanced Tree , Graph- Introduction to Graphs, Undirected Graph, Directed Graph or digraph, Graph Representation, Adjacency Matrix Representation, Adjacency List Representation, Graph Traversals, Breadth First Traversal, Depth First Traversal , Searching in Graph, Minimal Spanning Tree, Kruskal's Algorithm, Prim's Algorithm , Shortest Path in Graph.	Usage of ICT :- Power Points,PDF , Video lectures,Black board
Unit – IV	Sorting and Searching - Introduction, Bubble sort, Selection Sort, Merge Sort, Quick sort, Insertion Sort,Shell sort, Address calculation sort, Radix sort, Comparison of sorting methods, Hash Table, Collision Resolution Techniques, Linear Search (Sequential Search), Binary Search, Searching an ordered table,	Usage of ICT :- Power Points,PDF , Video lectures,Black board , Group discussions on Individual presentations on latest

Depy Registrar (Academic)  
Dr. C.V. Raman University

	Indexed sequential search, Interpolation search.	searching techniques.
<b>Unit - V</b>	File Structure and Indexing- Introduction, Objectives, Terminology, File Organization, Sequential Files, Disadvantages, Direct File Organization, Indexed Sequential File Organization.	Usage of ICT :- Power Points, PDF, Video lectures, Black board

#### COURSE OUTCOME:-

After study this student will be able to know about the concepts of DataStructure Using C++ Language, List & Its Operations Concept of Tree, and Algorithm & Graphs Design. Students will also know about the sorting and searching.

#### Text Books:

- Data Structures Using C & C++ (H) Bithare Nagendra., Agarwal Sushil, (KamalPrakashan)
- Data Structures and Program Design Kruse R.L (PHI Learning)
- Data Structures Lipschutz S., Schaums, (Tata Mc Graw Hill)
- Data Structures (SOS) Lipschutz, Seymour. (Tata Mc Graw Hill Publishing)

#### Reference Books:

- Fundamentals of Data Structures in C++ Ellis Horowitz & Sartaj Sahni & Dinesh Mehta (Hyderabad University)
- Data Structures and Algorithm Bhaumik A.K. Halder S., Roy S.S., (S. Chand Group)
- Data Structures and Algorithms in Java Lafore R (Pearson Education)

Job opportunity	Employability skill developed	Local/National/UNDP Goal Achieved	Entrepreneurship Opportunity
Training and Support in Institutions/universities Research and Academics System Analyst in State and Central Research organization, Consultant in Software firms, Quality Assurance and Testing in Public and Private sectors, Application Customization and Development, Start own venture	Logical reasoning, analysis of data, Organizing and Manipulating Data.	Quality Education, Decent Work and Economic Growth	Can start own Data handling company

*[Signature]*  
Deputy Registrar (Academic)  
Dr. C.V. Raman University  
Kota, Bilaspur (C.G.)





**DR. C.V.RAMAN UNIVERSITY**  
KARGI ROAD, KOTA, BILASPUR (C.G.)

**SEMESTER- 3<sup>rd</sup>**

**Course: BCA**

**SUBJECT: COMPUTER COMMUNICATION & NETWORKS**

**Subject Code: 3IBCA303**

**Theory Max. Marks: 50**

**Theory Min. 17**

**COURSE OBJECTIVE:-**

1. To understand the fundamental concepts of computer networking.
2. To understand the basic taxonomy and terminology of the computer networking area.
3. To understand the advanced networking concepts, preparing the student for entry Advanced courses in computer networking.
4. To understand the various transition method.

**Syllabus:**

Unit	Unit wise course contents	Methodology Adopted
Unit – I	Introduction To Networking-Introduction to Network, Network, Computer Networks, Need of Network Uses of Computer Network, Applications of networks, Network Criteria, Network Hardware and Software, Network Types-Client, server & peers, Various Types of Servers. Transmission Technology-Transmission technology, Data can be analog or digital, Analog and Digital Transmission, Asynchronous & synchronous transmission, Types of Communication Modes, Baseband and Broadband Transmission, Comparison of Baseband and Broadband Signaling.	Usage of ICT :-Power Points, PDF, Video lectures, Black board
Unit – II	Transmission Media-Transmission Media, Classification of Transmission Media, Comparison of Guided and Unguided Media, Twisted Pair (TP) Cable, Coaxial Cable, Fiber Optic Cable (FOC), Unguided Media, Radio Frequency Characteristics, Microwave Transmission, Applications of Infrared Transmission. Network Topology -Network Topology, Types of Network, Local Area Network (LAN), Metropolitan Area Networks (MAN), Wide Area Networks (WAN), Satellite Networks, Wireless LAN. Network Adapters-Network adapters, Network interface cards (NIC), Multiple Access Protocol, ALOHA, Carrier Sense Multiple Access (CSMA), CSMA/CD [Carrier Sense Multiple Access/Collision Detection], Collision Free Protocols , Limited Contention Protocol, Controlled Access , Channelization, Code Division Multiple Access (CDMA).	Usage of ICT :-Power Points, PDF, Video lectures, Black board
Unit – III	The Theoretical Network Model - OSI, OSI Model, open system interconnection model (OSI) Layered Architecture of the OSI Reference Model, Functions of the ISO/OSI Layers, Summary of OSI Layer functions. Real World Networks-Real world network : Ethernet, Fast Ethernet , FDDI (Fiber Distributed Data Interface), Network Operation, ATM (Asynchronous Transfer Mode), ATM Service Categories, ARCNET , AppleTalk. IEEE 802 Standards -IEEE 802 standards, IEEE 802.3 (CSMA/CD) , IEEE 802.4 (Token Bus), IEEE 802.5 [Token Ring] , IEEE 802.5 cable standards, Comparison between IEEE 802.3,802.4 and 802.5, Compare Token Passing with CSMA/CD. Connectivity Devices-Networking scaling, Connectivity Devices, Modems, Transceiver , Repeaters, Hubs, Bridges, Routers	Usage of ICT :-Power Points, PDF, Video lectures, Black board, Workshop on Wi-Fi network. Workshop on Network cabling
Unit – IV	TCP/IP Reference Model-Overview of TCP/IP reference model, Introduction to TCP/IP :,TCP/IP Protocols, User Datagram Protocol, The Internet Control Message Protocol (ICMP),The Address resolution Protocol (ARP), Reverse Address Resolution Protocol (RARP), Simple Mail Transfer Protocol (SMTP), File Transfer Protocol, Dynamic Host Configuration Protocol (DHCP), Remote Login (rlogin), The Network File System (NFS). IP Addressing & Subnet-Introduction to IP, Domain Name System (DNS), URL (Uniform Resource Locator), Electronic Mail, E-mail address, Subnet & Subnet masks.	Usage of ICT :-Power Points, PDF, Video lectures, Black board

Deputy Registrar (Academic)  
Dr. C.V. Ramana University

	Network Security- Network Security, The Need for Security, common threats, security barriers in network pathways, Attacks, Classification of Attacks, Specific Attacks. Approaches to Network Security-Levels of Security, Approaches to network security, Security Services.	
<b>Unit - V</b>	Viruses & Security Threats-Virus & Threats, Malicious Programs, Types of Viruses. Firewalls-Firewalls, Firewall Design Principles, Types of Firewalls, Firewall Configurations. Encryption & Decryption- Encryption & Decryption - Cryptography, Terminology, Classification of Cryptography, Substitution Ciphers, Steganography, Steganography vs Cryptography, Public key encryption, Comparison of Symmetric and Asymmetric Key Cryptography. Digital Signature-Digital Signature, Requirements of Digital Signature, Direct Digital Signature, Authentication Protocols, Symmetric Encryption Approach, Public-Key Encryption Approach, Digital Signature Standard.	Usage of ICT :-Power Points, PDF, Video lectures, Black board, Group discussions on Encryption & Decryption, Group project on implementing simple Encryption technique., Individual presentations on Digital Signature.

### COURSE OUTCOMES:-

After study this student will be able to know about

1. Independently understand basic computer network technology.
2. Understand and explain Data Communications System and its components.
3. Identify the different types of network topologies and protocols.
4. Enumerate the layers of the OSI model and TCP/IP. Explain the function(s) of each layer.

### Text Books:

- Networking Essentials: Study Guide MCSE James Chellis Charles Perkins, Matthew Strebe Second Edition ( BPB Publications)
- Local Area Networks S.K.Basandra & S. Jaiswal,(Galgotia Publications)

### Reference Books:

- Computer Network Andrew & Tanenbaum, (New Delhi Pearson)
- Data and Computer Communication William Stallings (New Delhi Pearson)
- Data Communication Prakash C Gupta, (New Delhi PHI)

Job opportunity	Employability skill developed	Local/National/UNDP Goal Achieved	Entrepreneurship Opportunity
Network administrator, network service provider, network engineer, Training and Support in Institutions/universities, Research and Academics, System Analyst in State and Central Research organization, Consultant in Software firms, Quality Assurance and Testing in Public and Private sectors, Application Customization and Development, Start own venture	Computer networking, maintenance of network, implementation of Network, Organizing and Planning Networks	No poverty, Quality Education, Decent Work and Economic Growth	Can start own Computer Network assistance

*for site*  
Deputy Registrar (Academic)  
Dr. C.V. Raman University  
Kota, Bilaspur (C.G.)





**DR. C.V.RAMAN UNIVERSITY**  
KARGI ROAD, KOTA, BILASPUR (C.G.)

**SEMESTER- 3<sup>rd</sup>**

**Course: BCA**

**SUBJECT: PROGRAMMING WITH JAVA**

**Subject Code: 3IBCA304**

**Theory Max. Marks: 50**

**Theory Min. 17**

**COURSE OBJECTIVE:-**

1. To introduce and understand students to programming concepts and techniques using the Java language and programming environment, class, objects, also learn about lifetime, scope and the initialization mechanism of variables and improve the ability general problem solving abilities in programming. Be able to use the Java SDK environment to create, debug and run simple Java program.

**Syllabus:**

Unit	Unit wise course contents	Methodology Adopted
Unit – I	OVERVIEW OF JAVA - Introduction, Programming paradigm, OOPS Concepts, Evolution of Java, Features of Java, C++ Vs Java, Java and Internet, Java and WWW, Java support systems, Java Environment. Key Features of Java - Introduction, Java Program Structure, Simple Java Program, Tokens, Java Statements, Java Virtual Machine, Constants and Variables, Declaration of Variables, Scope of Variables, Data types, Symbolic Constants, Type Casting, Command line arguments.	Usage of ICT :-Power Points, PDF, Video lectures, Black board, Workshop on basic concept of java
Unit – II	OPERATORS - Operators, Arithmetic Operators, Relational Operators, Logical Operators, Bitwise Operators, Increment and Decrement, Conditional Operators, Special Operators, Assignment Operators, Expression & its evaluation. CONTROL STATEMENTS - Introduction, Control Statements, Sequence Control Statement, Decision Control Statement, Case Control Statement, Iteration Control Statement, Jump in loops, Labeled Loops. ARRAYS AND STRINGS - Introduction, Array, Need of Array, Types of Array, One dimensional Array, Two-Dimensional Array, Multidimensional Array, Strings, Concatenation of Strings, Methods for String Comparison, Methods for searching Strings, Changing the case of characters, String Buffer.	Usage of ICT :-Power Points, PDF, Video lectures, Black board
Unit – III	CLASSES - Introduction, Defining a Class, Adding Variables, Adding Methods, Creating Objects, Accessing Class members, Call by value and call by reference, Recursion, Access Control, Constructors, Method overloading, Constructor Overloading, Garbage Collection, finalize( ) method, this keyword, Static Members, Nesting of Methods INHERITANCE - Inheritance, Single Inheritance, Multilevel Inheritance, Multiple Inheritance, Hierarchical Inheritance, Using Super, Constructor - Order of Execution in Inheritance, Overriding methods, Final variables and methods, Final Classes, Abstract methods and Classes, Containership, Visibility Control.	Usage of ICT :-Power Points, PDF, Video lectures, Black board
Unit – IV	WRAPPER CLASSES AND VECTORS - Introduction, Wrapper Classes, Number Class, Byte class, Short class, Integer class, Long class, Converting Numbers to and from Strings, Float class, Double class, Character class, Boolean class, Vectors, Creating a vector INTERFACE & PACKAGES - Introduction, Interfaces, Defining interface, Implementing interface, Accessing interface method, Accessing interface variable, Extending interfaces, Packages, System packages, Using system packages, User defined packages, Adding class to a package, Accessing and using package. EXCEPTION HANDLING - Introduction, Exceptions, Using try & catch, Multiple catch clauses, Finally, Throw, Throws MULTITHREADING - Introduction, The Main Thread, Creating Threads, Life cycle of Thread, Using Threads Methods, Thread Priorities, Stopping and Blocking a thread, Thread Exceptions, Using is Alive( ) and join( ),	Usage of ICT :-Power Points, PDF, Video lectures, Black board

Deputy Registrar (Academic)  
Dr. C.V. Ramana University



	Synchronization.	
<b>Unit - V</b>	<p>APPLETS - Introduction, Local &amp; remote applets, Applet vs applications, Writing applets, Life cycle of an applet, Creating source code of applet, Creating an executable applet, Creating applet tag, Adding applet tag to html, Running the applet, Detailed form of applet tag, Passing parameters to applet, Aligning the display, Html tags, Getting input from user</p> <p>INPUT-OUTPUT STREAMS AND FILE MANAGEMENT - Introduction, Stream, Stream Classes, Byte Stream Classes, Character Stream Classes, System Class, Reading Console Input, Writing Console Output, Using the File Class, Random Access File</p> <p>GRAPHICS PROGRAMMING - Introduction, The Graphics Class, Drawing Lines and Rectangles, Using draw Oval() and fill Oval() method, Drawing arcs, Drawing Polygon, Line Graphs, Drawing Bar Charts.</p>	Usage of ICT :-Power Points, PDF, Video lectures, Black board, Workshop on Advance Java, Group projects on Applets.

### COURSE OUTCOMES:-

Students will complete software projects comprised of an object-oriented design, implementation, and test plan.

1. Designs will demonstrate the use of good object-oriented design principles including encapsulation and information hiding.
2. The implementation will demonstrate the use of a variety of basic control structures including selection and repetition; classes and objects in a tiered architecture (user interface, controller, and application logic layers); primitive and reference data types including composition; basic AWT components; file-based I/O; and one-dimensional arrays.
3. Test plans will include test cases demonstrating both black box and glass box testing strategies.

### Practicals:

1. Write a Java Program to Display message on computer screen.
2. Write a Java Program to develop a class for Rational numbers
3. Design a Date class in Java
4. Write a Java Program to design an interface for Stack ADT and implement Stack ADT using both Array and Linked List.
5. To develop a vehicle class hierarchy in Java to demonstrate the concept of polymorphism
6. Design a Date class in Java.
7. To write a Java Program to randomly generate objects and write them into a file using concept of Object Serialization
8. Develop a scientific calculator using even-driven programming paradigm of Java.
9. To write a multi-threaded Java program to print all numbers below 100,000 that is both prime and Fibonacci number
10. To develop a Java Program that supports multithreaded echo server and a GUI client.
11. To implement a calculator using GUI Environment with the help of javax.swing package.

### Text Books:

- Java How to Program by Paul Deitel & Harvey Deitel Paul (New Delhi Pearson)
- Peter Norton Guide To Java Programming Peter Norton, ( Techmedia Publications )
- Java How to Program by Paul Deitel & Harvey Deitel Deitel Paul Deitel (New Delhi PHI)
- Head First Java Sierra , Kathy (SPD)

### Reference Books:

- Programming In Java, 6th Edition, E. Balaguruswamy ( McGraw-Hill)
- Java : The Complete Reference Schildt Herbert (New york. MC Graw)
- Web Technologies : TCP/IP, Web/Java Godbole Achyut (New york. MC Graw)

Job opportunity	Employability skill developed	Local/National/UNDP Goal Achieved	Entrepreneurship Opportunity
Programmer, web developer, software engineer, Training and Support in Institutions/universities, Research and Academics, System Analyst in State and Central Research organization, Consultant in Software firms, Quality Assurance and Testing in Public and Private sectors, Application Customization and Development, Start own venture	Programming, analysis, logical reasoning., Organizing and Planning., Problem Solving	No poverty, Quality Education, Decent Work and Economic Growth, industry innovation and infrastructure	Can start own Programming company



  
 Deputy Registrar (Academic)  
 Dr. C.V. Raman University  
 Kota, Bilaspur (C.G.)





**DR. C.V.RAMAN UNIVERSITY**  
KARGI ROAD, KOTA, BILASPUR (C.G.)

**SEMESTER- 3<sup>rd</sup>**

**Course: BCA**

**SUBJECT: MULTIMEDIA**

**Subject Code: SCIT 301**

**Theory Max. Marks:**

**Theory Min.**

**COURSE OBJECTIVE:-**

**Syllabus:**

Unit	Unit wise course contents	Methodology Adopted
Unit – I	Multimedia and Basics of Animation : Introduction, Types of Multimedia, Multimedia Data Streams, Hardware and Software Requirements, Applications of Multimedia.	Usage of ICT :- Power Points,PDF , Video lectures,Black board
Unit – II	Introduction of Flash : Flash Basics, The Flash Workflow, Flash working environment, Drawing Overview, Starting Animation using Flash	Usage of ICT :- Power Points,PDF , Video lectures,Black board , Visit to small companies,Workshop on Advance Animation Technique.
Unit – III	Graphics Designing : Graphics overview, types of graphics, types of graphics file formats, Introduction of Photoshop, working with selection tools and layers, working with colours, gradient and blending modes.	Usage of ICT :- Power Points,PDF , Video lectures,Black board
Unit – IV	Adobe Flash Tools : The flash working environment, using layers, Creating text boxes, flames, keyframes, Frame-by-Frame Animation, Animation Tweening.	Usage of ICT :- Power Points,PDF , Video lectures,Black board
Unit - V	Creating Animation in Flash : Types of Tweening, Instances, Bouncing Ball, Butterfly, Text Animation, Masking, Motion Guide, Buttons, Movie Clip, Action Script.	Usage of ICT :- Power Points,PDF , Video lectures,Black board

**COURSE OUTCOME:-**

Create an ad that uses animation, draw a hierarchy of information (flow chart) to show an interactive site, import graphics and textures created on other applications into a multimedia software program , create a movie using simple animation, create an effective interactive site for use on the internet, create sound file, put a QuickTime movie into an interactive piece

**Practicals**

1. Procedure to Create An Animation To Represent The Growing Moon.
2. Procedure to Create An Animation To Indicate A Ball Bouncing On Steps.
3. Procedure to Simulate Movement Of A Cloud
4. Procedure to Draw The Fan Blades And To Give Proper Animation
5. Procedure to Simulate a Ball Hitting another Ball.
1. Learn Basics of Multimedia
2. Define the basics of Animation
3. Visualize the basic concept of Flash
4. Recognize the elements of Multimedia Tools
5. Introduce basics concept of Graphics Design
6. Procedure to Design a Visiting Card containing at least One Graphic And Text Information.
7. Procedure to Take A Photographic Image. Give A Title For The Image. Put The Border.
8. Procedure to Prepare A Cover Page For The Book In Your Subject Area.

*Signature*  
Deputy Registrar (Academic)  
Dr. C.V. Raman University  
Kota, Bilaspur (C.G.)

*Signature*

*Signature*

*Signature*

**Text Books:**

- Adobe Flash Professional CC Classroom in a Book Russell Chun (Adobe Press)

**Reference Books:**

- Multimedia in Action Shuman James E. ( Andover Cengage)
- Multimedia: Making It Work Tay Vaughan (Noida Tata Mc Graw Hill)

Job opportunity	Employability skill developed	Local/National/UNDP Goal Achieved	Entrepreneurship Opportunity
Training and Support in, Institutions/universities Research and Academics, System Analyst in State and Central Research organization, Consultant in Software firms, Quality Assurance and Testing in Public and Private sectors Application, Customization and Development, Start own venture	Strengthening imagination power, Organizing and Planning, Problem Solving	Quality Education, Decent Work and Economic Growth	Can start own Programming company.

*White*  
Deputy Registrar (Academic)  
Dr. C.V. Raman University  
Kota, Bilaspur (C.G.)





**DR. C.V.RAMAN UNIVERSITY**  
KARGI ROAD, KOTA, BILASPUR (C.G.)

**SEMESTER- 4<sup>th</sup>**

**Course: BCA**

**SUBJECT: INTRODUCTION TO SOFT SKILL & TEAM BUILDING**

**Subject Code: 3HBEL501**

**Theory Max. Marks: 25**

**Theory Min. 08**

**COURSE OBJECTIVES:**

By the end of the soft skills training program, the students should be able to:

- Develop effective communication skills (spoken and written).
- Develop effective presentation skills.
- Conduct effective business correspondence and prepare business reports which produce results.
- Become self-confident individuals by mastering inter-personal skills, team management skills, and leadership skills.
- Develop all-round personalities with a mature outlook to function effectively in different circumstances.
- Develop broad career plans, evaluate the employment market, identify the organizations to get good placement, match the job requirements and skill sets.
- Take part effectively in various selection procedures adopted by the recruiters.

**Syllabus:**

Unit	Unit wise course contents	Methodology Adopted
Unit – I	General Introduction of self by students, Importance of the Training sessions, Importance of Presentation Skills, Public Speaking, Basic English Grammar Vocabulary, Kinds of Sentences, Verb, Adverb, Tenses, Preposition, Conjunction, Formation of Sentences, Sentence Making, Translation, Communication Skills Communication meaning, Function, Process, Types of communication, Barriers of communication, Guidelines for effective communication, Purpose of Good communication, Importance of right Pronunciation	Usage of ICT :- Power Points, PDF, Video lectures, Black board
Unit – II	Listening and Writing Skills Importance of effective listening, Importance of effective writing skills, Conversation Practice, Guidelines for Effective writing, Body Language Gestures, Voice Modulation, Eye Contact, Facial Expression, Posture, Dressing Sense, Attire, Hand, movements, General Etiquette, Mannerism, Smiling Gestures, Confidence building, Exit walk, Behavioral skills Team Management, Time Management, Stress Management, Decision Making, Positive Thinking Attitude, self actualization, Working style	Usage of ICT :- Power Points, PDF, Video lectures, Black board
Unit – III	Email Skills Email Etiquette, Email Drafting, Creating a Resume/ Resume writing tips Format and Content Resume, Fresher's Resume, Helpful Tips For Resume Writing, Things to avoid in Resume, Group Discussion Introduction "what is GD", Ability to Influence, Importance of Active Listening, Key Steps to succeed in GD Do's and Don'ts of GD.	Usage of ICT :- Power Points, PDF, Video lectures, Black board
Unit – IV	Interview Skills/ Tips Groundwork before the Interview, Greeting Etiquettes, Self Introduction, Tips to answer "questions" Do's and Don'ts of Interview, Preparing a day before the interview, Things to remember during the Interview. Telephonic Interview and Video Conferencing Interview Tips Treat the Interview like a face to face Interview, Telephone Etiquette, Flow of Conversation.	Usage of ICT :- Power Points, PDF, Video lectures, Black board

*hate*  
Deputy Registrar (Academic)  
Dr. C.V. Raman University  
Kota, Bilaspur (C.G.)

<b>Unit - V</b>	Corporate Etiquette Professional Attitude at work, Punctuality, Meeting etiquettes, Professional Dressing sense, Cordial Relation with Fellow workers	Usage of ICT :- Power Points,PDF , Video lectures,Black board
-----------------	--	---

### COURSE OUTCOME:

- The teaching methods in the soft skills training include lectures, projects, role plays, quizzes, and various other participatory sessions. The emphasis will be on learning by doing.
- Since the method of training is experiential and highly interactive, the students imbibe the skills and attributes in a gradual and subtle way over the duration of the program. The students will not only learn the skills and attributes but also internalize them over a period of time.
- Internalization ensures that the skills and attributes become part of the students' nature. Subtle changes are bound to occur in their behavior and outlook, and these will make them more self-assured and confident. Moreover, the behavior changes will be gradual and natural and will not appear artificial or put on. Thus, the changes in them will be genuine and positive.
- The Soft Skills training program is a credit course and the evaluation of the students takes place on a continuous basis. Active participation in activities, interest displayed by the students in acquiring the necessary attributes and skills and the commitments shown by them to improve in terms of attitudes are the main criteria for evaluation.

### Text Books:


- Business Communication, Universal Pub. Agra – Dr. Ramesh Mangal


### Reference Books:

- English Grammar- Wren & Martin
- Putting your best foot forward- Lt. Co. (Dr.) Pramod Deogirikar

Job opportunity	Employability skill developed	Local/National/UNDP Goal Achieved	Entrepreneurship Opportunity
Training and Support in, Institutions/universities Research and Academics, System Analyst in State and Central Research organization, Consultant in Software firms, Quality Assurance and Testing in Public and Private sectors Application, Customization and Development, Start own venture	Strengthening imagination power, Organizing and Planning, Problem Solving	Quality Education, Decent Work and Economic Growth	Can start own personality development company





  
Deputy Registrar (Academic)  
Dr. C.V. Raman University  
Kota, Bilaspur (C.G.)





**DR. C.V.RAMAN UNIVERSITY**  
KARGI ROAD, KOTA, BILASPUR (C.G.)

**SEMESTER- 4<sup>th</sup>**

**Course: BCA**

**SUBJECT: LINUX OPERATING SYSTEM —  
OPERATIONS & MANAGEMENT**

**Subject Code: 3IBCA401**

**Theory Max. Marks: 50**

**Theory Min. 17**

**COURSE OBJECTIVE:-**

- 1 To introduce the internals of Linux Operating System.
- 2 To develop, debug and implement Shell Programme.
- 3 To understand System administration.
- 4 To understand configuration of Proxy Server
- 5 To Installation, configuration and managing a simple LAN within an organization using Linux.

**Syllabus:**

Unit	Unit wise course contents	Methodology Adopted
Unit – I	INTRODUCTION TO LINUX - introduction, what is Linux?, basic features, Linux different flavors, gnu/Linux, the most popular flavors of Linux, installing requirement: minimum hardware requirements, software requirements to install Linux, allocating disk space for Linux, adding a new hard drive, using an existing hard drive or partition, reconstructing an existing partition to install Linux, using fdisk to partition a hard disk, installing Linux, basic architecture of unix/Linux system, Linux logging in, logging out and shutting down, avoid the GUI.	Usage of ICT :- Power Points,PDF , Video lectures,Black board
Unit – II	LINUX FILE SYSTEMS - introduction, the inode and its structure, the Linux file system , Linux standard directories, layout of file system , supported file systems, the second extended file system (ext2), the ext2 superblock, Linux directory terminology, how Linux access files , storage files. USING LINUX COMMANDS - introduction, commands for files and directories, creating and viewing files, viewing files, disk related command, SHELLS, PROCESSES & ESSENTIAL LINUX COMMANDS - introduction , understanding shells, process in Linux, connecting process with pipes, background processing, managing multiple processes, changing process priority, printing commands in Linux, scheduling of process, file related commands MATHEMATICAL COMMANDS AND TEXT EDITORS IN LINUX - introduction, mathematical commands, interacting with 'units', using 'units' non-interactively, the vi editor, the vim editor - the powerful simple editor, efficient editing with vim, the joe editor- joe's own editor, editing tasks - basic editing.	Usage of ICT :- Power Points,PDF , Video lectures,Black board , Workshop on LAN implementation on LINUX
Unit – III	SYSTEM ADMINISTRATIONS IN LINUX - introduction, system administrator or supper user, common administrative tasks: role of system administrator, identifying administrative files: configuration and log files, managing user accounts, changing permission and ownership, creating and mounting file system, getting system information BACKUP AND UTILITIES - introduction, backup and restore files, Linuxconf, utility in gui, reconfiguration hardware with kudzu CONFIGURING DESKTOP IN LINUX - introduction, desktop environment, Linux configuration tools, x-configurator, understanding xf86config file, starting and using x desktop, configuring x: changing x settings, kde & gnome graphical interface.	Usage of ICT :- Power Points,PDF , Video lectures,Black board

*(Signature)*  
Deputy Registrar (Academic)  
Dr. C.V. Raman University  
Kota, Bilaspur (C.G.)



<b>Unit – IV</b>	BASIC NETWORKING ADMINISTRATIONS IN LINUX - introduction, setting up a lan using Linux, setting up an ethernet (local area networks (lan), network topologies, lan equipment, lan equipment setup, configuring host computers, choosing peer to peer vs client server model, administrations in network environment, checking ethernet connection, connecting to internet, common networking administrative tasks, Linux network file system (nfs), initializing and configuring ethernet interface. TCP/IP NETWORK - introduction, TCP/IP basics, dns services, routing using Linux, slip & ppp services, squid - Linux web cache/proxy server.	Usage of ICT :- Power Points,PDF , Video lectures,Black board
<b>Unit - V</b>	INSTALLATION & ADMINISTRATIONS OF SERVERS- introduction, what are servers?, type of servers, overview of e-mail, installation and administrations of mail servers (send mail), overview of ftp, installation and administrations of ftp (vsftpd) servers, installation and administrations of apache web servers.	Usage of ICT :- Power Points,PDF , Video-lectures,Black board

### COURSE OUTCOMES:-

After study this student will be able to know about basic features, different flavors of Linux. Advantages, installing. Student will know about processes in Linux, shell programming & gnome graphical interfaces. Identify and use UNIX/Linux utilities to create and manage simple file processing operations, organize directory structures with appropriate security, and develop shell scripts to perform more complex tasks.

### Practicals:

1. Write a shell script to find factorial of a given integer.
2. Write a shell script to list all of the directory files in a directory.
3. Write a shell script that accepts a list of file names as its arguments, counts and reports the occurrence of each word that is present in the first argument file on other argument files.
4. Write a shell script that displays a list of all the files in the current directory to which the user has read, write and execute permissions.
5. Write a shell script that deletes all lines containing a specified word in one or more files supplied as arguments to it.
6. Shell script to display the period for which a given user has been working in the system.
7. Aim to compute gross salary of an employee, accordingly to rule given below.  
If basic salary is <15000 then HRA =10% of basic and DA =90% of basic  
If basic salary is >=15000 then HRA =500 and DA =98% of basic.
8. Write an awk script to find out total number of books sold in each discipline as well as total book sold using associate array  
down table as given  
Electrical 34 electrical 80  
Mechanical 67 computers 43  
Mechanical 65 civil 198
9. Create a script file called file properties that reads a file name entered and output its properties
10. Write a shell script using expr command to read in a string and display a suitable message if it doesnot have at least 10 characters.
11. Write a shell script that reports the logging in of a specified user within one minute after he/she login. The script automatically terminates if the specified user does not login during a specified period of time.

### Text Books:

- Introduction to Unix & Shell Programming M.G. Venkateshmurthy (New Delhi Pearson Education)
- Unix and Shell Programming Behrouz A. Forouzan & Richard F. Gilberg (New Delhi Cengage Learning)
- Advanced Unix A Programmer's Stephen Prata (New Delhi BPB Publication)

### Reference Books:

- UNIX – Concepts & Applications (Third Ed.) – Sumitabha Das (Tata McGraw Hill Publications.)
- Unix for programmers and users (Third Ed.) – Graham Glass & King Ables, (Pearson Education India.)
- Unix Concepts and Applications Ashish Tiwari (Indore Kamal Prakashan)

Job opportunity	Employability skill developed	Local/National/UNDP Goal Achieved	Entrepreneurship Opportunity
System Admin, Technical support Engineer, Training and Support in Institutions/universities, Research and Academics, System Analyst in State and Central Research organization, Consultant in Software firms, Quality Assurance and Testing in Public and Private sectors, Application Customization and Development	Basics of OS and its working, Organizing and Planning, Analyzing	No poverty, Quality Education, Decent Work and Economic Growth	Can start own Computer Assistance services.

Deputy Registrar (Academic)  
Dr. C.V. Raman University





**DR. C.V.RAMAN UNIVERSITY**  
KARGI ROAD, KOTA, BILASPUR (C.G.)

**SEMESTER- 4<sup>th</sup>**

**Course: BCA**

**SUBJECT: RDBMS WITH ORACLE**

**Subject Code: 3IBCA402**

**Theory Max. Marks: 50**

**Theory Min. 17**

**COURSE OBJECTIVE:-**

1. To Identify the advantages of the database approach over the file-based data storage system
2. To understand the architecture of a DBMS and functions of the database system components
3. To understand the features of distributed and object- oriented databases
4. To understand the various operations of PL/SQL

**Syllabus:**

Unit	Unit wise course contents	Methodology Adopted
Unit – I	Introduction to DBMS & RDBMS - Introduction to database, Introduction DBMS, Different database models, Structure of dbms, RDBMS an introduction, Cod's law for rdbms, Components of rdbms (kernel/data dictionary) Introduction to Oracle RDBMS and Client/Server Computing - Introduction to Oracle, The Features of Oracle 9i, The oracle product details, An introduction to client/server computing, Oracle and client/server computing. Overview of Oracle Architecture - Oracle Architecture, Oracle Files, System and User Processes, Oracle Memory, System Database Object, Protecting Data	Usage of ICT :-Power Points, PDF, Video lectures, Black board, Workshop on Oracle R Enterprise, Case studies of any DBMS
Unit – II	Introduction to SQL*PLUS -Introduction to sql, Features of sql, Components of sql, Introduction to sql*plus, Features of sql*plus, Execution of sql*plus, Important commands used in sql*plus, Oracle Data-Types. Working with Tables -Tables - An Introduction, Use Of Table In Sql, Viewing The Stored Data In Tables, Filtering Table Data, Updating Data, Deleting Data From Tables, Modifying The Structure Of Tables, Destroying A Table, A Few Other Sql Statements Data Constraints - Data Constraints, The Use of Data Constraints, The Types of Data Constraints, Defining Integrity Constraints By 'Alter Table', Removing Integrity Constraints, 'Null' Value Concept, 'Not Null' Constraint, Default Value Concept, 'User Constraints' Table	Usage of ICT :-Power Points, PDF, Video lectures, Black board, Individual presentation on Integrity Constraints.
Unit – III	Data Manipulation in SQL - Oracle Operators, Range Searching, Pattern Matching, LIKE 'IN' and 'NOT IN' Predicates, an Introduction to 'DUAL' Table, an Introduction to 'SYSDATE' Oracle Functions - Oracle Function, Function Types, Group Function, Scalar Function, Working With 'Date' in Sql, Grouping Of Data of Different Tables in Sql Joins, Sub-Queries & Views - types of joins, use of sub-query, 'union' and clause, 'Intersect' Clause, Minus Clause, Concept of View, Types of View, Use of View User Accounts Management & Indexing - Creation of User Account, User Account Management, Granting Privileges, Revoking Privileges, Modifying Password, Closing User Account, Concept of Index, Creation of Index, Types of Index, Use of Index, Deleting Index.	Usage of ICT :-Power Points, PDF, Video lectures, Black board, Group projects on Real time data. Group projects real time database handling.
Unit – IV	Introduction to PL/SQL Programming - Introduction to PL/SQL, Advantages of PL/SQL, Differences between SQL and PL/SQL, PL/SQL Block Structure, PL/SQL Character set, Variable, Constant and Data type, Assignment Operator and the use of 'SELECT....INTO, PL/SQL Program Control Structure, The use of 'IF...THEN...ELSE...ENDIF', Iteration Control (The use of LOOP, WHILE, FOR), The use of 'GOTO Statement.	Usage of ICT :-Power Points, PDF, Video lectures, Black board

Deputy Registrar (Academic)  
Dr. C.V. Raman University



	Cursor - Cursor an Introduction, Types of Cursor, Features of Cursor, Implicit Cursor, Explicit Cursor, Application of for Loop with Cursor Exception Handling in PL/SQL - Exception Handling in PL/SQL, Built in Exception Handling, User Defined Exception Handling, The Raise Application-error Procedure.	
<b>Unit - V</b>	Oracle Transaction - Oracle Transaction, Commit Statement, Rollback Statement, Save point statement, Concept of lock, Types of locks, Levels of Locks, 'SELECT.....FOR UPDATE' Statement, Removing the Lock. Procedures and Functions- Concept of Procedures and Functions, Advantages of Procedure and Function, Creation of Procedure and Function, Deleting Procedure and Function Database Triggers - Concept of Triggers, Types of Triggers, Creation of Triggers, Application of Triggers, Deleting Triggers	Usage of ICT :-Power Points, PDF, Video lectures, Black board

### COURSE OUTCOMES:-

After study this student will be able to know about the core database administration tasks and tools. Restore databases from backups, Import and export data. Monitor SQL Server.  
To understand the concept of Transaction and Query processing

### Practicals:

1. Write a query to implement Different types of DDL statements in SQL.
2. Write a query to implement Different types of DML statements in SQL.
3. Write a query to implement Different types of DQL statements in SQL.
4. Write a query to implement Different types of DCL statements in SQL.
5. Write a query to explore 'select' clause using where, order by, between, like, group-by, having etc.
6. Write a query to implement the concept of Joins in SQL.
7. Write a query to implement the concept of Indexes and views.
8. Write a query to implement the restrictions on the table.
9. Write a query to implement the concept of SubQuestionries.
10. Write a query to implement the structure of the table.

### Text Books:

- Database Management System (H) Laad Ameet (Kamal Prakashan)
- Introduction to Database Management Systems Kahate Atul (Pearson)
- an introduction to database system Bipin C.Desai (New Delhi Galgotia)

### Reference Books:

- Database Management System Leon & Leon (Vikas Publications)
- Database System Concepts Henry F.Korth & Abraham Silberschatz.(New york. MC Graw)
- An Introduction To Database System C.J.Date (New Delhi Pearson)

Job opportunity	Employability skill developed	Local/National/UNDP Goal Achieved	Entrepreneurship Opportunity
Data administrator, database developer, database trainer, oracle engineer, Training and Support in Institutions/universities, Research and Academics, System Analyst in State and Central Research organization, Consultant in Software firms, Quality Assurance and Testing in Public and Private sectors, Application Customization and Development, Start own venture	Query processing, Database handling, Organizing and Planning Database, Handling data and query processing.	No poverty, Quality Education, Decent Work and Economic Growth, industry innovation and infrastructure	Can start own Data handling company.

Deputy Registrar (Academic)  
Dr. C.V. Raman University  
Kota, Bilaspur (C.G.)





**DR. C.V. RAMAN UNIVERSITY**  
KARGI ROAD, KOTA, BILASPUR (C.G.)

**SEMESTER- 4<sup>th</sup>**

**Course: BCA**

**SUBJECT: PROGRAMMING WITH VISUAL BASIC .NET**

**Subject Code: 3IBCA403**

**Theory Max. Marks: 50**

**Theory Min. 17**

**COURSE OBJECTIVE:-**

The aim of the course is for the student to aim knowledge in the basic concepts of object-oriented programming and build skills to develop modern software programs using the language Visual Basic. The course is also suitable for students with prior programming experience who wish to strengthen their knowledge in the area of object-oriented design and programming with Windows.

1. Analyze program requirements
2. Design/develop programs with GUI interfaces
3. Code programs and develop interface using Visual Basic .Net
4. Perform tests, resolve defects and revise existing code

**Syllabus:**

Unit	Unit wise course contents	Methodology Adopted
<b>Unit – I</b>	Introduction to .NET - Introduction, What is a Program?, What is Programming?, What do you mean by .NET Framework?, Features of .NET Framework, VB 6 VS VB.NET, VB.NET VS JAVA, VB.NET VS C#, What is .NET Architecture?, What is CLR?, What do you mean by Class Library?, Versions of .NET Framework, What are Assemblies?, Namespaces, CTS (Common Type System), Interfaces, What is special in VB.NET? Visual Studio 2010 - Introduction, What is Visual Studio?, Flavors of Visual Studio, Visual Studio 2010, File Extensions Used in VB.Net, Using Visual Studio 2010, Feature of Visual Studio 2010, Output Window, Components Tray, References and the Reference Window, Quick View of Visual Studio 2010, Opening an existing project, Adding a Form to a Project.	Usage of ICT :-Power Points, PDF, Video lectures, Black board, Workshop on VB.NET
<b>Unit – II</b>	The Visual Basic Language - Visual Basic Statements, Data Types in VB.NET, Declaring Variables, Declaration of Variables (Advanced), Data Type Conversion, String Functions, Formatting Data, Arithmetic Operators, Parentheses and Precedence, Operator Operation, Constants, Control Statements, Arrays in VB.NET, Specifying Optional Procedure Arguments, Passing a Variable Number of Arguments, Recursion, Using a Delegate Working With The Controls - The Toolbox, Adding and deleting Tools in the Toolbox, creating a tab on the toolbox, Form Designer Basics, The Button, The Combo Box , The List Box, The Checkbox, The Picture Box, The Radio Buttons, The Scroll Bar, Timer, List View, Tree View, Toolbar, Dialog Boxes, Menus in VB.NET, Link Label Control Designing Menus - Menus, Context menu, Event of the Menu Item, Creating menu items in Visual Studio .Net	Usage of ICT :-Power Points, PDF, Video lectures, Black board
<b>Unit – III</b>	Object Oriented Programming with VB.NET - OOPs?, What is an Object?, What are Classes?, Visual Basic .NET and Object-Oriented, Principles of Object-Oriented Programming, Classes V/s Objects, Inheritance, Polymorphism and Overloading, Scope and Accessibility in Class Modules, Namespaces, Managed Execution, Assemblies, Assemblies in VB .NET The .NET Framework Class Library - The .NET Framework Class Library, The System Namespace, Data Type Conversion Using Convert Class, The Array Class, The Math Class, The String Class, Other Namespaces, System. Collections, System. Data, System.IO.	Usage of ICT :-Power Points, PDF, Video lectures, Black board

Deputy Registrar (Academic)  
Dr. C.V. Raman University  
Bilaspur (C.G.)



<b>Unit – IV</b>	OLE/COM/Win32 API - Object Linking and Embedding, History of OLE/COM, Component Object Model (COM), COM interoperability in .NET, Win32 API in .NET, COM Interoperability in .NET, Installation and Registration of Assembly, Microsoft Office solutions with Visual Studio .NET, Automation of Office from Visual Studio .NET, Creating and opening Microsoft Word document from VB.NET User Controls in VB.NET - Introduction, The Control Class, The Control Class' Properties, The Control Class' Methods, Creating the Control Project 1, The Round Button Control, Creating the Control Project 2, Building the new Button.	Usage of ICT :-Power Points, PDF, Video lectures, Black board
<b>Unit - V</b>	A Brief Introduction to Database Access with VB .NET - Introduction, What is ADO?, What is ADO.NET?, The Connection Object, Connecting to a Database, The Command Object, The Data Adapter Object, The Data Reader Object, The Dataset Object, Updating Your Database by Using Datasets, The Accept Changes () Method, The Reject Changes () Method, The Has Changes () Method, The Get Changes () Method, Working with Datasets in Visual Studio, Moving Around in Dataset and Retrieving Data, Using Strongly Typed Datasets, Datasets With Multiple Tables, Finding and Sorting Data in Datasets, Filtering on Row State and Version, Data View Manager.	Usage of ICT :-Power Points, PDF, Video lectures, Black board, Group projects for developing VB.Net application

### COURSE OUTCOMES:-

After the completion of the course, students are expected to:

1. Have gained a good understanding of the basic concepts of object orientation
2. Have a good understanding of the visual basic language structure and language syntax
3. Have developed the ability to design and develop interactive applications using the object-oriented principals, encapsulation, inheritance and to some extents polymorphism
4. Be able to effectively develop applications with full functionality and a graphical user interface using the language visual basic
5. Have the capability of analyzing and finding suitable and effective solutions to windows based applications using classes and objects.

### Practicals:

1. Create an application to accept a character from console and check the case of the character
2. Write a VB.Net program to accept any character from keyboard and display whether it is vowel or not.
3. Write a VB .NET program to accept a string and convert the case of the characters
4. Develop a menu based VB .NET application to implement a text editor with cut, copy, paste, save and close operations.
5. Write a program to implement the calculator with memory and recall operations.
6. Develop a form in VB .NET to pick a date from calendar control and display the day, month, year in separate textboxes.
7. Develop a VB .NET application using the File and Directory controls to implement a common dialog box.
8. Develop a Database application to store the details of students using ADO.NET.
9. Develop a Database application using ADO.NET to insert, modify, update and delete operations.
10. Develop a VB.NET application using Data grid to display record.

### Text Books:

- VB.NET Programming Hemant Bairagee (Indore Kamal Prakashan)
- Programming In Visual Basic.NET (H) Vishnu Priya Singh (New Delhi Computech Publication)

### Reference Books:

- VB.NET Programming Black Book Steven holzner (dreamtech publications)
- Mastering VB.NET by Evangelos petroustos- BPB publications

Job opportunity	Employability skill developed	Local/National/UNDP Goal Achieved	Entrepreneurship Opportunity
Programmer, software engineer, software developer, Training and Support in Institutions/universities, Research and Academics, System Analyst in State and Central Research organization, Consultant in Software firms, Quality Assurance and Testing in Public and Private sectors, Application Customization and Development, Start own venture	Ability to plan and project-manage, Debugging Time management, Learning new skills as required Problem Solving	No poverty, Quality Education, Decent Work and Economic Growth, industry innovation and infrastructure	Can start own application developing company.

Deputy Registrar (Academic)  
Dr. C.V. Raman University  
Kota, Bilaspur (C.G.)





**DR. C.V.RAMAN UNIVERSITY**  
KARGI ROAD, KOTA, BILASPUR (C.G.)

**SEMESTER- 4<sup>th</sup>**

**Course: BCA**

**SUBJECT: NETWORK & WEB SECURITY**

**Subject Code: 3IBCA404**

**Theory Max. Marks: 50**

**Theory Min. 17**

**COURSE OBJECTIVE:-**

1. To understand basics of Cryptography and Network Security.
2. To be able to secure a message over insecure channel by various means.
3. To learn about how to maintain the Confidentiality, Integrity and Availability of a data.
4. To understand various protocols for network security to protect against the threats in the networks

**Syllabus:**

Unit	Unit wise course contents	Methodology Adopted
Unit – I	Introduction to Network Security, Computer Security and Cyber Security. Security Terminologies and Principle, Security Threats, Types of attacks (Operating System, application level, Shrink Wrap code, Misconfiguration attacks etc.). Introduction to Intrusion, Terminologies, Intrusion Detection System (IDS), Types of Intrusion Detection Systems, System Integrity Verifiers (SIVS). Indication of Intrusion: System Indications, File System Indications Network Indications. Intrusion Detection Tools, Post attack IDS Measures & Evading IDS Systems. Penetration Testing, Categories of security assessments, Vulnerability Assessment, Types of Penetration Testing. Risk Management.	Usage of ICT :-Power Points, PDF, Video lectures, Black board, Workshop on cryptography.
Unit – II	Understanding Privacy and security: Public-key and symmetric-key cryptography, Secure hash function, Public-key infrastructure, Digital signature, Web authentication, Wireless security, Spam filtering.	Usage of ICT :-Power Points, PDF, Video lectures, Black board
Unit – III	What is Online Social Networks, data collection from social networks, challenges, opportunities, and pitfalls in online social networks, APIs. Collecting data from Online Social Media. Trust, credibility, and reputations in social systems, Online social Media and Policing.	Usage of ICT :-Power Points, PDF, Video lectures, Black board, Workshop on social network
Unit – IV	Information privacy disclosure, revelation and its effects in OSM and online social networks, Phishing in OSM & Identifying fraudulent entities in online social networks. Case study of privacy & security in social media.	Usage of ICT :-Power Points, PDF, Video lectures, Black board
Unit - V	IP Security, Web Security, Firewalls: Types, Operation, Design Principles, Trusted Systems. Computer Forensics, Need, Objectives, Stages & Steps of Forensic Investigation in Tracking Cyber Criminals, Incident Handling. Hacking,	Usage of ICT :-Power Points, PDF, Video lectures, Black board, Workshop on Web Security.

**COURSE OUTCOMES:-**

After successful completion of the course, the learners would be able to

1. Provide security of the data over the network.
2. Do research in the emerging areas of cryptography and network security.
3. Implement various networking protocols.
4. Protect any network from the threats in the world.

*[Signature]*  
Deputy Registrar (Academic)  
Dr. C.V. Raman University  
Kota, Bilaspur (C.G.)

*[Signature]*

*[Signature]*

*[Signature]*

**Text Books:**

- Network Security Bible Cole E., Krutz R., Conley J.W. (Wiley India Ltd)
- Network Security A Hacker's Perspective Fadia Ankit (Macmillan Publishers India)

**Reference Books:**

- Cryptography and Network Security Behrouz A. Forouzan & Debdeep Mukhopadhyay (New York. MC Graw Hill Co.)
- Cryptography and Network Security Atul Kahate (New York. MC Graw Hill Co.)
- Cryptography and Network Security : Principles and Practice William Stallings (New Delhi Pearson Education)

Job opportunity	Employability skill developed	Local/National/UNDP Goal Achieved	Entrepreneurship Opportunity
Network administrator, network service provider, network engineer, Training and Support in Institutions/universities, Research and Academics, System Analyst in State and Central Research organization, Consultant in Software firms, Quality Assurance and Testing in Public and Private sectors, Application Customization and Development, Start own venture	Network security administrator, Computer networking, maintenance of network, implementation of Network, Organizing and Planning Networks	No poverty, Quality Education, Decent Work and Economic Growth	Can start own Computer Network assistance or computer security company

  
Deputy Registrar (Academic)  
Dr. C.V. Raman University  
Kota, Bilaspur (C.G.)





**DR. C.V.RAMAN UNIVERSITY**  
KARGI ROAD, KOTA, BILASPUR (C.G.)

**SEMESTER- 4<sup>th</sup>**  
**Course: BCA**  
**SUBJECT: HUMAN VALUES & ETHICS**

**Subject Code: 3HBHP401**  
**Theory Max. Marks: 25**  
**Theory Min. 08**

**COURSE OBJECTIVES:**

- To help students understand the basic guidelines, content and process of Human value and value crisis in contemporary Indian Society
- To help students understand the meaning of happiness and prosperity for a human being
- To help students reflect critically on gender violence .
- To facilitate the students to understand harmony at all the levels of human living, and live accordingly.

**Syllabus:**

Unit	Unit wise course contents	Methodology Adopted
<b>Unit – I</b>	Concept of value and value crisis in contemporary Indian Society. 1. Concept of value 2. Value crisis at- individual level 3. Value crisis at- Cultural level 4. Value crisis at- Societal level 5. The Indian concept of value. 6. Modern Approach to the study of Values.	Usage of ICT, Case Analysis & Group Presentation
<b>Unit – II</b>	Moral and Ethical Human values. 1. Bases for Moral Judgment 2. Some Canons of Ethics 3. Ethics of Duty 4. Ethics of Responsibility 5. Factors to be considered in making Ethical Judgments. 6. Continuous Happiness and Prosperity- A look at basic Human Aspirations.	Usage of ICT, Case Analysis & Group Presentation
<b>Unit – III</b>	Moral Values in Profession. 1. What is Profession? 2. Professional Ethos 3. Code of Professional Ethics 4. Corporate social Responsibility	Usage of ICT, Case Analysis & Group Presentation
<b>Unit – IV</b>	Gender sensitization. 1. Socialization of Women 2. Demographic consequences 3. Domestic Violence 4. Women's work, its politics and economics , fact and fiction ,Unrecognized and unaccounted work	Usage of ICT, Case Analysis & Group Presentation
<b>Unit - V</b>	Co- Curricular Activities and value Education. 1. Games and sports 2. Literary and cultural Activities 3. NSS, NCC activates 4. A New Approach to Human Value Freedom, Creativity Love & Wisdom	Usage of ICT, Case Analysis & Group Presentation

**COURSE OUTCOMES:**

On completion of this course, the students will be able to:

1. Understand the significance of value inputs in a classroom and start applying them in their life and profession

Deputy Registrar (Academic)  
Dr. C.V. Raman University

2. Understand the value of harmonious relationship based on trust and respect in their life and profession.
3. Students will develop a sense of appreciation of women in all walks of life.
4. Understand the role of a human being in ensuring harmony in society and nature.

**Text Books:**

- The text book R.R Gaur, R Sangal, G P Bagaria, A foundation course in Human Values and professional Ethics, Excel books, New Delhi, 2010, ISBN 978-8-174-46781-2
- The teacher's manual R.R Gaur, R Sangal, G P Bagaria, A foundation course in Human Values and professional Ethics – Teachers Manual, Excel books, New Delhi, 2010
- B L Bajpai, 2004, Indian Ethos and Modern Management, New Royal Book Co., Lucknow. Reprinted 2008.
- PL Dhar, RR Gaur, 1990, Science and Humanism, Commonwealth Publishers.
- Subhas Palekar, 2000, How to practice Natural Farming, Pracheen (Vaidik) Krishi Tantra Shodh, Amravati.
- A Nagraj, 1998, Jeevan Vidya ek Parichay, Divya Path Sansthan, Amarkantak.
- A.N. Tripathy, 2003, Human Values, New Age International Publishers.

**Reference Books:**

- Susan George, 1976, How the Other Half Dies, Penguin Press. Reprinted 1986, 1991
- Ivan Illich, 1974, Energy & Equity, The Trinity Press, Worcester, and HarperCollins, USA
- Donella H. Meadows, Dennis L. Meadows, Jorgen Randers, William W. Behrens III, 1972, Limits to Growth, Club of Rome's Report, Universe Books.
- E.F. Schumacher, 1973, Small is Beautiful: a study of economics as if people mattered, Blond & Briggs, Britain.

Job opportunity	Employability skill developed	Local/National/UNDP Goal Achieved	Entrepreneurship Opportunity
-	Action Planning, Human value skills, Gender sensitization.	Quality Education and Decent work and Economic Growth achieved	Consultant for human values

*hskite*  
 Deputy Registrar (Academic)  
 Dr. C.V. Raman University  
 Kota, Bilaspur (C.G.)





**DR. C.V.RAMAN UNIVERSITY**  
KARGI ROAD, KOTA, BILASPUR (C.G.)

**SEMESTER-5<sup>th</sup>**

**Course: BCA**

**SUBJECT: WEB PROGRAMMING WITH ASP.NET AND C#**

**Subject Code: 3IBCA501A**

**Theory Max. Marks: 50**

**Theory Min. 17**

**COURSE OBJECTIVE:-**

1. To understand networking and the World Wide Web.
2. Building multi-tier enterprise applications.
3. .NET framework.
4. .NET Interoperation services.
5. Client side programming: HTTP, CGI, Cookies, JavaScript, HTML, XML.
6. Server side programming: Web Forms, ASP.NET Web Services, ADO.NET Data Access
7. Client/Server Programming, 3-tier architecture.
8. ASP.NET Web services and web service security.
9. Simple Object Access Protocol (SOAP) and Web Services.

**Syllabus:**

Unit	Unit wise course contents	Methodology Adopted
Unit – I	Overview of ASP.NET framework, Understanding ASP.NET Controls, Applications Web servers, installation of IIS. Web forms, web form controls -server controls, client controls, web forms & HTML, Adding controls to a web form ,Buttons, Text Box , Labels, Checkbox, Radio Buttons, List Box, etc. Running a web Application, creating a multiform web project.	Usage of ICT :- Power Points,PDF , Video lectures,Black board
Unit – II	Form Validation: Client side validation, server Side validation, Validation Controls: Required Field Comparison Range. Calendar control, Ad rotator Control, Internet Explorer Control. State management- View state, Session state, Application state,	Usage of ICT :- Power Points,PDF , Video lectures,Black board
Unit – III	Architecture of ADO.NET, Connected and Disconnected Database, Create Connection using ADO.NET Object Model, Connection Class, Command Class, Data Adapter Class, Dataset Class. Display data on data bound Controls and Data Grid. Database Accessing on web applications: Data Binding concept with web, creating data grid, Binding standard web server controls. Display data on web form using Data bound controls.	Usage of ICT :- Power Points,PDF , Video lectures,Black board
Unit – IV	Writing datasets to XML, Reading datasets with XML. Web services: Introduction, Remote method call using XML, SOAP, web service description language, building & consuming a web service, Web Application deployment.	Usage of ICT :- Power Points,PDF , Video lectures,Black board
Unit - V	Overview of C#, C# and .NET, similarities & differences from JAVA, Structure of C# program. Language features: Type system, boxing and unboxing, flow controls, classes, interfaces, Serialization, Delegates, and Reflection.	Usage of ICT :- Power Points,PDF , Video lectures,Black board

**COURSE OUTCOMES:-**

After successfully completing these course students shall be able:

1. Successful students will be able to design web applications using ASP.NET

*hante*  
Deputy Registrar (Academic)  
Dr. C.V. Raman University  
Kota, Bilaspur (C.G.)

*Thy*

*AK*

*Shukla*

2. Successful students will be able to use ASP.NET controls in web applications.
3. Successful students will be able to debug and deploy ASP.NET web applications
4. Successful students will be able to create database driven ASP.NET webapplications and web services

#### Practicals:

1. Working with call backs and delegates in C#.
2. Program to display the addition using the windows application.
3. Creating a Windows Service with C#
4. Using Reflection in C#
5. Sending Mail and SMTP Mail and C#
6. Write a program working with Page using ASP.Net.
7. Write a program working with forms using ASP.NET.
8. Write a program using RequiredFieldValidator in ASP.NET.
9. Write a program using Login Form in ASP.NET.
10. Write a program using Checkbox List in ASP.NET .

#### Text Books:

- Beginning Asp.Net 4.5 in C# and VB Imar Spaanjaars (New Delhi WileyIndia Ltd)
- VB.NET Black Book Steven holzner (dreamtech)
- Programming in C# : A Primer E Balagurusamy (New Delhi Tata Mc GrawHill)

#### Reference Books:

- ASP.NET in 3.5 Framework with C# Ashish Tiwari (Indore KamalPrakashan)
- ASP.NET 4.0 (Covers C# 2010 and VB 2010 Codes) Black Book Kognet ( LearningSolution Inc.)
- The Complete Reference ASP.NET Matthew MacDonald (New Delhi Tata McGraw Hill)

Job opportunity	Employability skill developed	Local/National/UNDP Goal Achieved	Entrepreneurship Opportunity
Programmer, software engineer, software developer, Training and Support in Institutions/universities, Research and Academics, System Analyst in State and Central Research organization, Consultant in Software firms, Quality Assurance and Testing in Public and Private sectors, Application Customization and Development, Start own venture	Ability to plan and project-manage, Debugging Time management, Learning new skills as required Problem Solving	No poverty, Quality Education, Decent Work and Economic Growth, industry innovation and infrastructure	Can start own application developing company.

*Institute*  
 Deputy Registrar (Academic)  
 Dr. C.V. Raman University  
 Kota, Bilaspur (C.G.)





**DR. C.V.RAMAN UNIVERSITY**  
KARGI ROAD, KOTA, BILASPUR (C.G.)

**SEMESTER- 5<sup>th</sup>**  
**Course: BCA**  
**SUBJECT: COMPUTER GRAPHICS**

**Subject Code: 3IBCA501 B**  
**Theory Max. Marks: 50**  
**Theory Min. 17**

**COURSE OBJECTIVE:-**

1. To introduce the use of the components of a graphics system and become familiar with building approach of graphics system components and algorithms related with them.
2. To learn the basic principles of 3- dimensional computer graphics.
3. Provide an understanding of how to scan convert the basic geometrical primitives, how to transform the shapes to fit them as per the picture definition.
4. Provide an understanding of mapping from a world coordinates to device coordinates, clipping, and projections.
5. To be able to discuss the application of computer graphics concepts in the development of computer games, information, visualization, and business applications.
6. To comprehend and analyze the fundamentals of animation, virtual reality, underlying technologies, principles, and applications.

**Syllabus:**

Unit	Unit wise course contents	Methodology Adopted
Unit – I	Computer Graphics- Introduction to computer graphics, Manual Drafting vs computer graphics, Advantage of computer graphics, Classification of computer graphics, components of computer graphics, Application of computer graphics. Graphical input devices – mouse, keyboard, trackball, touchpad, joystick, touch screen, light pen, image scanner, data glove. Graphical output devices – Cathode Ray Tube, Liquid crystal display, Light emitting diode, Impact printer, non-impact printer, plotter.	Usage of ICT :- Power Points, PDF, Video lectures, Black board, Case studies, Group discussions on allocation areas of Clipping, Group projects on developing simple graphics project, Individual presentation on Curve
Unit – II	SRG -Introduction to SRG, Advantage and Limitation of SRG, Line generation, DDA algorithm for Line generation, Bresenham's algorithm for Line generation, Circle generation, Bresenham's Algorithm for circle generation. Clipping- clipping line, clipping line algorithm, polygon, types of polygon, polygon clipping algorithm, clipping circle, clipping circle algorithm.	Usage of ICT :- Power Points, PDF, Video lectures, Black board, Visit to small companies, Workshop on Animation
Unit – III	Geometric Transformation, 2D transformation and 3D transformation – translation of object, scaling of object, rotation of object, shearing of object, reflection of object. Combined transformation or composite transformation, homogeneous coordinate. Illumination model – Introduction to Illumination model, categories of illumination model, Animation – Introduction to Animation, types of Animation, principles of animation.	Usage of ICT :- Power Points, PDF, Video lectures, Black board
Unit – IV	Polygon surface- Introduction to Polygon surface, vertex table, edge table, surface table, Introduction to subdivision algorithm, polygon visibility cases in subdivision technique, subdivision algorithm. Z-buffer algorithm. Quadric Surface – Sphere, Ellipsoid, Torus. Super quadric surface – super ellipse, super ellipsoid Blobby objects – molecular structure, water droplets, melting objects, muscle shape.	Usage of ICT :- Power Points, PDF, Video lectures, Black board

  
Deputy Registrar (Academic)  
Dr. C.V. Raman University  
Kota, Bilaspur (C.G.)

<b>Unit - V</b>	Curve--Spline representation, types of spline representation, parametric continuity condition, types of parametric continuity condition, cubic spline interpolation method, Bezier curve, midpoint Bezier Technique algorithm, B-spline curve, operations of B-spline curve, Beta spline. Sweep representation, constructive solid-geometry method, octrees representation.	Usage of ICT :- Power Points, PDF, Video lectures, Black board
-----------------	---	--

#### Course Outcomes:-

- To list the basic concepts used in computer graphics.
- To implement various algorithms to scan, convert the basic geometrical primitives, transformations, Area filling, clipping.
- To describe the importance of viewing and projections.
- To implement various line generation, clipping, curve generation algorithms.

#### List of practicals

1. Program to implement a line using slope intercept formula.
2. Program to implement line using dda algorithm.
3. program to implement line using bresenham's algorithm.
4. Program to implement circle using mid point algorithm.
5. Program to implement translation of a line and triangle
6. Program to implement rotation of a line and triangle
7. Program to implement scaling transformation.
8. Program to implement 3d rotation about an arbitrary axis .
9. Program to implement cohen sutherland line clipping .
10. Program to implement sutherland hodgman polygon clipping .

#### Text Books:

- Computer Graphics New Delhi Tata Mc Graw Hill Pub.
- Computer Graphics & Multimedia A.P. Godse & D.A. Godse (Pune Technical Publication)
- Computer Graphics & Multimedia G S Baluja (Dhanpat Rai Pub)
- Principles Of Interactive Comp. Graphics Newman; (W.M)

#### Reference Books:

- Computer Graphics C Version Donald D. ( New Delhi Pearson Education)
- Procedural Elements for Computer Graphics David F. Rogers (New york. MC GrawHill Co.)
- Computer Graphics Amarendra N Sinha & Arun D Udai (New york. MC GrawHill Co.)

Job opportunity	Employability skill developed	Local/National/UNDP Goal Achieved	Entrepreneurship Opportunity
Training and Support in Institutions/universities, Research and Academics, System Analyst in State and Central Research organization, Consultant in Software firms, Quality Assurance and Testing in Public and Private sectors, Application Customization and Development, Start own venture	Animation skills, IT Skills, Problem Solving	Quality Education, Decent Work and Economic Growth	Can start own Programming company




Dr. C.V. Ranga (Academic),  
Dr. C.V. Ranga University  
Kota, Bilaspur (C.G.)







**DR. C.V.RAMAN UNIVERSITY**  
KARGI ROAD, KOTA, BILASPUR (C.G.)

**SEMESTER- 5<sup>th</sup>**

**Course: BCA**

**SUBJECT: MANAGEMENT INFORMATION SYSTEM**

**Subject Code: 3IBCA502A**

**Theory Max. Marks: 50**

**Theory Min. 17**

**Course Objective:-**

1. To understand why information systems are so important today for business and management
2. To understand the role of the major types of information systems in a business environment and their relationship to each other.
3. To understand the impact of the Internet and Internet technology on business electronic commerce and electronic business.
4. To understand the major management challenges to building and using information systems and learn how to find appropriate solutions to those challenges.

**Syllabus:**

Unit	Unit wise course contents	Methodology Adopted
Unit – I	Fundamentals of Information Systems, Introduction, Data, Information and Knowledge, Concept of System, Characteristics of A System, Elements of A System, , types of a system, Management Information System , Introduction, Management Information System (MIS), Elements Of MIS, Objectives Of MIS, Characteristics of MIS, Views Of MIS, Role of MIS in Management. Information, Introduction, What is Information, Need of Information, Levels of Information.	Usage of ICT :- Power Points,PDF , Video lectures,Black board
Unit – II	System Development Life Cycle, Introduction, System development Life cycle, The problems of a system mean, Different Phases of System Development Life Cycle, Considerations for candidate systems , political consideration, prototyping. PLANNING, Introduction, Meaning and Definition of Planning, Nature / Features of Planning, Objective of Planning, Levels of Planning, Types of planning, Advantages of Planning, Limitations of Planning. System Planning and Initial Investigation , Introduction, System planning, Why system planning ?, Strategic MIS planning, Managerial and operational Mis planning, Strategies for determining information requirements, Getting information from the existing information system, Prototyping, Initial investigation, , Activities in initial investigation, Background analysis, Fact-Finding techniques, Data collection, Correspondence and questionnaires, Personal interview, Observation, Research.	Usage of ICT :- Power Points,PDF , Video lectures,Black board
Unit – III	Structured Analysis and Feasibility Study , Introduction, What is Structured Analysis ?, Why Structured Analysis ?, Charts, Data Flow Diagram, Data Dictionary, Data Dictionary Decision Trees, Structured English, Why Feasibility Study ?, Steps In Feasibility Study, Cost Benefit Analysis. System Design, Introduction, Design Process, Phases of Design, Methodologies of Designing, Structured Design, Functional Decomposition, Module Coupling and Cohesion, Prototyping, Input, Output And Form Design, Introduction, Input Design, Input Design Considerations, Input Devices, Output Design, Form Design, Types of Forms, Layout Considerations, Print Forms in Reasonable Quantities, Automated Form Design, Forms Control.	Usage of ICT :- Power Points,PDF , Video lectures,Black board
Unit – IV	File Organization And Database Design, Introduction, File Structure, File Organization, Methods of Organizing Files, Objectives of Database, Data Structure, Types of Relationship Amidst Data, Types of Data structure, Entities and Attributes, Normalization, Why is Normalization Necessary ?, Role of Database Administrator, Managing Data Activities, Managing Database Structure, Managing Database Management System.	Usage of ICT :- Power Points,PDF , Video lectures,Black board

*[Signature]*  
Deputy Registrar (Academic)  
Dr. C.V. Raman University

	Implementation And Software Maintenance , Introduction, What is System Implementation ?, What is System Conversion ?, Types of Implementation, Conversion, Conversion Activities, User Training, Combating Resistance to Change, Post Implementation Review, Software Maintenance, Maintenance or Enhancement ?, Primary Activities of Maintenance Procedure, Reducing Maintenance Costs.	
<b>Unit - V</b>	System Security And Disaster Recovery Planning , Introduction, System Security, , Threats to System Security, Personal, Risk Analysis, Control Measures, Recovery/Restart Requirements, System Failures and Recovery, Disaster/Recovery Planning, Plans, Team, Planning Task, Information System for Business Operations, E-Business, Components of E-Business Model, E-Business Trends, Information system for strategic advantage, Information System for Managerial Decision Support, Management Information systems, Decision Support System (DSS), Other Information systems.	Usage of ICT :- Power Points, PDF, Video lectures, Black board

#### **COURSE OUTCOMES:-**

After study this student will be able to know about

1. The basic concepts and technologies used in the field of management information systems.
2. Have the knowledge of the different types of management information systems.
3. Develop an understanding of how various information systems work together to accomplish the information objectives of an organization.

#### **Text Books:**

- Management Information System, Gordon Davis, (Tata McGraw Hill)
- Management Information System, Dr. A.K. Gupta, S. Chand

#### **Reference Books:**

- Management Information Systems Gagan Varshney (New Delhi :Global)
- Management Information System Course Madhur Kumar Tailang (New Delhi BPB Publication)
- Management Information Systems: Conceptual Foundations, Structure and Development Gordon B. Davis & Margrethe H. Olson (New York. MC Graw Hill Co.)

<b>Job opportunity</b>	<b>Employability skill developed</b>	<b>Local/National/UNDP Goal Achieved</b>	<b>Entrepreneurship Opportunity</b>
Training and Support in Institutions/universities, Research and Academics, System Analyst in State and Central Research organization, Consultant in Software firms, Quality Assurance and Testing in Public and Private sectors, Application Customization and Development, Start own venture	Planning, Management, Organizing and Planning., Problem Solving	Quality Education, Decent Work and Economic Growth	Planning, Management, Can start own Programming company.

Deputy Registrar (Academic)  
Dr. C.V. Raman University  
Kota, Bilaspur (C.G.)





**DR. C.V.RAMAN UNIVERSITY**  
KARGI ROAD, KOTA, BILASPUR (C.G.)

**SEMESTER- 5<sup>th</sup>**  
**Course: BCA**  
**SUBJECT: COMPILER DESIGN**

**Subject Code: 3IBCA502B**  
**Theory Max. Marks: 50**  
**Theory Min. 17**

**COURSE OBJECTIVES:-**

The Objectives of this course is to explore the principles, algorithms, and data structures involved in the design and construction of compilers. Topics include context-free grammars, lexical analysis, parsing techniques, symbol tables, error recovery, code generation, and code optimization.

**Syllabus:**

Unit	Unit wise course contents	Methodology Adopted
<b>Unit – I</b>	<b>LEXICAL ANALYSIS</b> Introduction to Compiling- Compilers-Analysis of the source program-The phases-Cousins-The grouping of phases-Compiler construction tools. The role of the lexical analyzer- Input buffering-Specification of tokens-Recognition of tokens-A language for specifying lexical analyzer.	Usage of ICT :- Power Points,PDF , Video lectures,Black board
<b>Unit – II</b>	<b>SYNTAX ANALYSIS and RUN-TIME ENVIRONMENTS</b> Syntax Analysis- The role of the parser-Context-free grammars-Writing a grammar-Top down parsing-Bottom-up Parsing-LR parsers-Constructing and SLR (1) parsing table. Type Checking- Type Systems-Specification of a simple type checker. Run-Time Environments-Source language issues-Storage organization-Storage-allocation strategies.	Usage of ICT :- Power Points,PDF , Video lectures,Black board
<b>Unit – III</b>	<b>INTERMEDIATE CODE GENERATION</b> Intermediate languages-Declarations-Assignment statements - Boolean expressions-Case statements- Back patching-Procedure calls	Usage of ICT :- Power Points,PDF , Video lectures,Black board
<b>Unit – IV</b>	<b>CODE GENERATION</b> Issues in the design of a code generator- The target machine-Run-time storage management-Basic blocks and flow graphs- Next-use information-A simple code generator-Register allocation and assignment-The dag representation of basic blocks -Generating code from dags.	Usage of ICT :- Power Points,PDF , Video lectures,Black board
<b>Unit - V</b>	<b>CODE OPTIMIZATION</b> Introduction-The principle sources of optimization-Peepphole optimization-Optimization of basic blocks-Loops in flow graphs- Introduction to global data-flow analysis-Code improving transformations.	Usage of ICT :- Power Points,PDF , Video lectures,Black board

**COURSE OUTCOME:-**

After completion of this course each student will implement a compiler for a small programming language.

**Text Books:**

- Principles of Compiler Design Aho A.V.,Ullman J.D., (Narosa Publishing House)
- Modern Compiler Design David Galles ( Pearson Education Asia)
- Advanced Compiler Design & Implementation Steven S. Muchnick, (Morgan Kaufmann Publishers, )
- Crafting a Compiler with C C. N. Fisher and R. J. LeBlanc (Pearson Education)


Deputy Registrar (Academic)  
Dr. C.V. Raman University

**Reference Books:**

- Principles of Compiler Design V Raghavan (New Delhi Tata Mc GrawHill)
- Compiler Design in C Allen I. Holub (New Delhi PHILearning)
- Compiler Design : Java C Anuradha A. Puntambekar (Pune TechnicalPublication)

Job opportunity	Employability skill developed	Local/National/UNDP Goal Achieved	Entrepreneurship Opportunity
Training and Support in, Institutions/universities Research and Academics, System Analyst in State and Central Research organization, Consultant in Software firms, Quality Assurance and Testing in Public and Private sectors Application, Customization and Development, Start own venture	Strengthening imagination power, Organizing and Planning., Problem Solving	Quality Education, Decent Work and Economic Growth	Can start own Programming company.



  
Deputy Registrar (Academic)  
Dr. C.V. Raman University  
Kota, Bilaspur (C.G.)





**DR. C.V.RAMAN UNIVERSITY**  
KARGI ROAD, KOTA, BILASPUR (C.G.)

**SEMESTER- 5<sup>th</sup>**

**Course: BCA**

**SUBJECT: DATA WAREHOUSING & MINING**

**Subject Code: 3IBCA503**

**Theory Max. Marks: 50**

**Theory Min. 17**

**COURSE OBJECTIVE:-**

1. To understand the scope and necessity of Data Mining & Warehousing for the society.
2. To understand the designing of Data Warehousing so that it can be able to solve the root problems.
3. To understand various tools of Data Mining and their techniques to solve the real time problems.
4. To develop ability to design various algorithms based on data mining tools.

**Syllabus:**

Unit	Unit wise course contents	Methodology Adopted
Unit – I	Strategic Information Management - Need for strategic information, Decision support system, Knowledge discovery & decision making, Need for data warehouse, Definitions of Data warehousing and data mining, Common characteristics of Data warehouse, Data Marts, Metadata, Operational versus analytical databases, Trends and planning of Data warehousing.	Usage of ICT :- Power Points,PDF , Video lectures,Black board
Unit – II	Data Modeling Strategy - Defining business requirements, Data modeling strategy, Fact tables, Dimensions, Star schema and other schemas, Multi dimensional data models, Data Cube presentation of fact tables, Using the Data warehouse, Designing tools for Data warehouse, OLAP models and operations	Usage of ICT :- Power Points,PDF , Video lectures,Black board, Case studies ,Group discussions,Group projects real time data. ,Individual presentation
Unit – III	Data Warehouse Architecture Components and, Implementation Options - Architectural components, Infrastructure: Operational & Physical, Extraction, Transformation and Loading, Components of an Oracle Data warehouse, Data Transformation Functions, DBA responsibilities, Capacity Planning.	Usage of ICT :- Power Points,PDF , Video lectures,Black board
Unit – IV	Data Warehouse Implementation -Implementation of Data warehouse, Physical design: steps, considerations, physical storage, indexing, Performance Optimization, Data warehouse deployment activities, Data security, Backup and recovery concepts, Data warehouse Maintenance. Data cube computation, Indexing OLAP data, Efficient processing of OLAP query, OLAP server architectures.	Usage of ICT :- Power Points,PDF , Video lectures,Black board
Unit - V	Data Mining - Basics of data mining, Related concepts, Data mining techniques, Data Mining Algorithms , Classification, Clustering and Association rules, Knowledge Discovery in databases (KDD) Process, Introduction to Web Mining	Usage of ICT :- Power Points,PDF , Video lectures,Black board, Visit to small companies,Workshop on Tools used in Data Mining.

**COURSE OUTCOMES:-**

After study this student will be able to know about the

1. Process raw data to make it suitable for various data mining algorithms.
2. Discover and measure interesting patterns from different kinds of databases.
3. Apply the techniques of clustering, classification, association finding, feature selection and visualization to real world data.

**Text Books:**

- Warehousing Fundamentals, by Paulraj Ponnian, John Wiley.
- Data warehousing with oracle by Sima yazdani – shirley s. Wong

*Deputy Registrar (Academic)*  
*Dr. C.V. Raman University*  
*Kota, Bilaspur (C.G.)*

- Principles of Data Mining David Hand & Heikki Mannila & Padhraic Smyth (New Delhi PHI)

#### Reference Books:

- Introduction to Data Mining Pang-Ning Tan & Michael Steinbach & Vipin Kumar (New Delhi Pearson)
- Data Warehousing, Data Mining, & OLAP Alex Berson & Stephen J. Smith (New Delhi Tata Mc)
- Data Mining Techniques Arun K Pujari (Hyderabad University)

Job opportunity	Employability skill developed	Local/National/UNDP Goal Achieved	Entrepreneurship Opportunity
Go for Higher studies, Training and Support in Institutions/universities, Research and Academics, System Analyst in State and Central Research organization, Consultant in Software firms Quality Assurance and Testing in Public and Private sectors, Application Customization and Development Start own venture	Data analysis, Organizing and Planning, Problem Solving	Quality Education, Decent Work and Economic Growth	Can start own data analysis company.

*Asu*

*Shubh*

*Aditya*

*hoshite*  
Deputy Registrar (Academic)  
Dr. C.V. Raman University  
Kota, Bilaspur (C.G.)





**DR. C.V.RAMAN UNIVERSITY**  
KARGI ROAD, KOTA, BILASPUR (C.G.)

**SEMESTER- 5<sup>th</sup>**  
**Course: BCA**  
**SUBJECT: MULTIMEDIA SYSTEMS**

**Subject Code: 3IBCA504**  
**Theory Max. Marks: 50**  
**Theory Min. 17**

**COURSE OBJECTIVE:-**

To learn the multimedia communication standards and compression techniques.

1. To provide the foundation knowledge of multimedia computing, e.g. media characteristics, compression standards, multimedia representation, data formats, multimedia technology development.
2. To provide programming training in multimedia computing, multimedia system design and implementations. To learn the Multimedia communication across the networks.

**Syllabus:**

Unit	Unit wise course contents	Methodology Adopted
Unit – I	Introduction of Multimedia - Introduction of Multimedia, Meaning of Multimedia, What is Multimedia? Identifying Multimedia Elements, Text, Images, Sound/Audio, Animation, Video, Areas of use for Multimedia.	Usage of ICT :- Power Points,PDF , Video lectures,Black board
Unit – II	TEXT - Concept of Plain and formatted text, Advanced text formatting, Using Various Text Effect, RTF & HTML TEXT, Using text preparation tools and standard software, Conversion to and from of various text formats:, Object Linking and Embedding Concept, Basic of FONT DESIGN:, Overview of some fonts editing and designing tools Images - Importance of Graphics in Multimedia, Graphics in Web Designing, During Web site designing remember the following basics Tips, Vector and Raster Graphics, Image Capturing Methods, Various Attributes of Images, Various Image File Formats (Features & Limitations), Graphics File Formats Conversion. Processing Images with Common Software Tools - Overview of Photoshop, Resizing Images and Size Guide, Modify Color and effects, Layers, Text Editing, Converting an Image to Black and White, Restoring Old Photographs, CorelDraw, Paint shop Pro:, Features of Corel Paint Shop Pro Photo X2, getting started with paint shop pro, the clone brush, the flood fill tool, moving a layer, the deformation tool, masks	Usage of ICT :- Power Points,PDF , Video lectures,Black board , Visit to small companies,Workshop on Advance Animation Technique.
Unit – III	SOUND - Sound and it Attributes, Mono V/s Sterio Sound, Sound Channels, Sound and its Effect in Multimedia, Analog V/s Digital Sound, Basics of Digital Sound-Sampling, Frequency, Sound Depth, Channels, Sound on PC, Sound Standards on PC, Capturing and Editing Sound on PC, Overview and using some Sound Recording, Sound Editing Software, Overview of Various Sound File Formats on PC, WAV, MP3, MP4, Ogg Vorbise.	Usage of ICT :- Power Points,PDF , Video lectures,Black board
Unit – IV	Animation - BASIC OF ANIMATION, Three Basic Types of Animation, Basic principles of animation, Uses of animation in multimedia, Effects of Resolutions, Pixel Depth, Image Size on Quality and Storage, Overview of 2D and 3D Animation Techniques and Software, 2D and 3D Animation Software, Introduction to Flash, Installation of Flash MX:, Using the Flash Interface, To create Motion Tween, GIF Animator.	Usage of ICT :- Power Points,PDF , Video lectures,Black board

Deputy Registrar (Academic)  
Dr. C.V. Raman University  
Kota, Bilaspur (C.G.)

<b>Unit - V</b>	Video - BASICS OF VIDEO, Analog and Digital Video, How to use Video on PC:, Introduction to Graphics Accelerator Cards, Introduction to DirectX, Introduction to AV/DV and IEEE1394 Cards, Digitization of Analog Video to Digital Video, Interlacing and Non-Interlacing, Brief note on Various Video Standards, Introduction to Video Capturing Media & Instruments, Introduction to Digital Video Compression Techniques, Type of digital Video Compression Techniques, Introduction to Various Digital Video files formats Video Editing & Movie Making Tool - Brief Introduction to Video Editing and Movie Making Tools, Video Editing Terminology, The Goals of Editing, Different Types of Video Editing, Movie Making Tools, QuickTime Video Editing Tool, Working with QuickTime Pro, Video for Windows, Capturing video, Adobe Premiere Pro, Working with Premiere, Using the Premiere Title Designer, Using Transitions in Adobe Premiere.	Usage of ICT :- Power Points,PDF , Video lectures,Black board
-----------------	--	---

#### COURSE OUTCOMES:-

- To understand about various latest interactive multimedia devices, the basic concept about images and image formats.
- To understand about data compression techniques, image compression techniques like JPEG, video compression techniques like MPEG, and the basic concepts about animation.
- To develop an interactive multimedia presentation by using multimedia devices and identify theoretical and practical aspects in designing multimedia applications surrounding the emergence of multimedia technology.

#### Text Book:

- Multimedia: Making It Work (4th Edition) – by Tay Vaughan, Tata McGraw Hills.
- Multimedia in Action – James E Shuman – Vikas Publishing House.
- Multimedia Basics – Volume – 1 Technology, Andreas Holzinger, Firewall Media (Laxmi Publications Pvt. Ltd) New Delhi.

#### Reference Books:

- Principles of Multimedia Ranjit Parekh (New York. MC Graw Hill Co.)
- Comdex: Multimedia and Web Design Course Kit with CD Vikas Gupta (New Delhi Dreamtech)
- Practical Multimedia Course with CD Vishnu Priya Singh (New Delhi : Computech Publication)

Job opportunity	Employability skill developed	Local/National/UNDP Goal Achieved	Entrepreneurship Opportunity
Training and Support in, Institutions/universities Research and Academics, System Analyst in State and Central Research organization, Consultant in Software firms, Quality Assurance and Testing in Public and Private sectors Application, Customization and Development, Start own venture	Strengthening imagination power, Organizing and Planning., Problem Solving	Quality Education, Decent Work and Economic Growth	Can start own Programming company.

Dr. C. K. P. S. University  
Kota, Bhopal (C.G.)





**DR. C.V.RAMAN UNIVERSITY**  
KARGI ROAD, KOTA, BILASPUR (C.G.)

**SEMESTER- 5<sup>th</sup>**

**Course: BCA**

**SUBJECT: WEB DESIGNING WITH HTML**

**Subject Code: SCIT 501**

**Theory Max. Marks:**

**Theory Min.**

**COURSE OBJECTIVE:-**

The student will be able to

1. Define the principle of Web page design
2. Define the basics in web design
3. Visualize the basic concept of HTML.
4. Recognize the elements of HTML.
5. Introduce basics concept of CSS.
6. Develop the concept of web publishing

**Syllabus:**

Unit	Unit wise course contents	Methodology Adopted
Unit – I	Basics in Web Design - Brief History of Internet, What is World Wide Web, Why create a web site, Web Standards, Audience requirement.	Usage of ICT :- Power Points,PDF , Video lectures,Black board
Unit – II	What is HTML, HTML Documents, Basic structure of an HTML document, Creating an HTML document, Mark up Tags, Heading-Paragraphs, Line Breaks, HTML Tags.	Usage of ICT :- Power Points,PDF , Video lectures,Black board
Unit – III	Introduction to elements of HTML, Working with Text, Working with Lists, Tables and Frames, Working with Hyperlinks.	Usage of ICT :- Power Points,PDF , Video lectures,Black board
Unit – IV	Practicing use of multimedia components (Image, Video & Sound) in HTML document, Designing of webpage-Document Layout, Designing of webpage-Working with List, Designing of webpage-Working with Frames.	Usage of ICT :- Power Points,PDF , Video lectures,Black board
Unit - V	Acquaintance with creating style sheet, CSS properties and styling, Working with Background, Text and Font properties.	Usage of ICT :- Power Points,PDF , Video lectures,Black board

**COURSE OUTCOMES:-**

Create local HTML pages and move them to a remote web server.

- Design and develop basic web pages using HTML and CSS.
- Use graphics in Web pages.
- Use tables in Web pages.
- Link pages so that they create a Web site.
- Design and develop web pages using CSS styles, internal and/or external style sheets.
- Design and develop web pages using CSS for layout.

**Practicals:**

- 1 Write a program to illustrate body and pre tags
- 2 Write a program to illustrate text Font tag
- 3 Write a program to illustrate text formatting tags
- 4 Write a program to illustrate Order List tag
- 5 Write a program to illustrate Imp tag
- 6 Write a program to illustrate Hyper Link tag (Anchor tag)

*Signature*  
**Deputy Registrar (Academic)**  
Dr. C.V. Raman University  
Kota, Bilaspur (C.G.)

- 7 Write a program to illustrate Table tag
- 8 Write a program to illustrate Frame tag
- 9 Write a program to illustrate Form tag
- 10 Write a program to illustrate CSS (cascading style sheet)

**Text Books:**

- Web Enabled Commercial Application Development Using : HTML, JavaScript, DHTML and PHP by Ivan Bayross (BPB Publication)
- Oracle Visual Basic HTML Naik Nitin K.( Kamal Prakashan)
- Internet & Web Design A. Mansoor, (Pragya Publications.)

**Reference Books:**

- Using HTML Lee Anne Phillips ( PHI)
- HTML & HTML The Complete Reference Powell T.A (Tata Mc Graw Hill Publishing)
- Learn HTML in a weekend Steven E. Callihan, (PHI)

Job opportunity	Employability skill developed	Local/National/UNDP Goal Achieved	Entrepreneurship Opportunity
Web developer, web service provider, Training and Support in Institutions/universities, Research and Academics, System Analyst in State and Central Research organization, Consultant in Software firms, Quality Assurance and Testing in Public and Private sectors, Application Customization and Development, Start own venture	Enabling Knowledge, Critical Analysis, Problem Solving, Communication, Organizing and Planning, Analysing	No poverty, Quality Education, Decent Work and Economic Growth	Can start own Web designing company

*hanto*  
 Deputy Registrar (Academic)  
 Dr. C.V. Raman University  
 Kota, Bilaspur (C.G.)





**DR. C.V.RAMAN UNIVERSITY**  
KARGI ROAD, KOTA, BILASPUR (C.G.)

**SEMESTER- 6<sup>th</sup>**  
**Course: BCA**  
**SUBJECT: PHP, MYSQL**

**Subject Code: 3IBCA601**  
**Theory Max. Marks: 50**  
**Theory Min. 17**

**COURSE OBJECTIVE:-**

1. To understand to develop web application using open source technologies
2. To understand PHP scripting language and deploying application on Apache Web Server
3. To understand Apache Web Server configuration
4. To understand MySQL database deployment for web applications Syllabus.

**Syllabus:**

Unit	Unit wise course contents	Methodology Adopted
<b>Unit – I</b>	Introduction to PHP & Creating your first PHP script., Introduction, Considering the Various Uses for PHP, Using PHP for web application, Using PHP for database applications, Using PHP with your file system, Using PHP for system commands, Understanding How PHP works, PHP as a general purpose language, PHP for the web, Keeping Up with changes in PHP, PHP 5, Previous versions of PHP., Introduction, Writing PHP statements, Adding PHP sections to HTML files, Writing PHP output statements, Documenting your scripts.	Usage of ICT :- Power Points,PDF , Video lectures,Black board
<b>Unit – II</b>	Using variables in PHP scripts & Working with data., Understanding data types, performing arithmetic, Manipulating characters strings, Using dates and times. , Introduction Naming variables, Assigning values to variables, Removing variables, Using constants, Handling errors., Storing data in groups by using arrays, Introduction, Building arrays, Assigning values to arrays, Sorting arrays, Using Values in arrays, Building multidimensional arrays.	Usage of ICT :- Power Points,PDF , Video lectures,Black board
<b>Unit – III</b>	Controlling the flow of the script & Reusing PHP code, Introduction, Changing the order in which statements are executed, Setting up condition, Joining simple conditions to make complex conditions, Using conditions in conditional statements and loops, Writing if statements, Building and using loops for repeated statements, Breaking our of loops., Introduction, Including files in scripts, Understanding store for included files, Writing functions, Using functions.,	Usage of ICT :- Power Points,PDF , Video lectures,Black board
<b>Unit – IV</b>	Object-Oriented Programming meets PHP, Introduction, Understanding object- oriented programming, Identifying objects, Writing Classes, Using Classes., The Basics of web application & Other web application Introduction, Understanding web site security, Displaying static pages, Collecting information form user with HTML forms, processing information received from users., Introduction, Passing information from page to page, using cookies, using hidden fields in HTML forms, Using HPP session functions, Adding java script to PHP scripts.	Usage of ICT :- Power Points,PDF , Video lectures,Black board
<b>Unit - V</b>	Storing data with PHP, Introduction, Writing, and reading flat files, Exchanging data between PHP and other programs, Understanding database supports in PHP, Using PHP to interact with a database, Handling database-connection errors. Introduction to MySQL, Designing Databases, Basic SQL, Database Structures, Doing Advanced Queries, Advanced MySQL Concepts, Managing Users and Privileges, Backing Up and Restoring MySQL Databases.	Usage of ICT :- Power Points,PDF , Video lectures,Black board,,Case studies ,Group discussions,Group projects to make web based application ,Individual presentation

*[Signature]*  
Deputy Registrar (Academic)  
Dr. C.V. Raman University  
Kota, Bilaspur (C.G.)

## COURSE OUTCOMES:-

After study this student will be able to understand the concept of Web Application Design and implementation. They will be able to identify the reason and importance of web application development and design.

### Practicals:

1. Introduction to basic HTML tags.
2. Write a Program to check and print whether a given number is even or odd.
3. Write a program to compute net amount from the given quantity purchased and rate per quantity. Discount @10% is allowed if the quantity purchased exceeds 100.
4. Write a program to find largest among three numbers using ternary operators.
5. Write a program to print sum of digits of a given number. (using while loop)
6. Write a program to print Fibonacci series upto a given number.
7. Write a program to enter numbers till the user wants. At the end it should display the count of positive, negative and zeros entered. (Using do-while loop)
8. Write a function countWords (\$str) that takes any string of characters and finds the Number of times each word occurs. You should ignore the distinction between capital and lowercase letters.
9. Create a form with one text field and submit buttons for string length, string reverse and uppercase, lowercase, string replace. Display the result accordingly.
10. Write a Menu-Driven program to implement a calculator which performs only addition, subtraction, multiplication and division. The operation should happen based on the user choice. (use switch case)

### Text Books:

- Web Technologies, Kogent learning solutions
- Beginner to intermediate PHP5, Nicolask

### Reference Books:

- Web Enabled Commercial Application Development Using : HTML, JavaScript, DHTML and PHP Ivan Bayross (New Delhi BPB)
- The Complete Reference PHP Steven Holzner (New York. MC GrawHill Co)
- Web Technologies : HTML, JavaScript, PHP, Java JSP, XML and Ajax Black Book Kogent Learning Solution Inc. (Dreamtech Press)

Job opportunity	Employability skill developed	Local/National/UNDP Goal Achieved	Entrepreneurship Opportunity
Go for Higher studies, Training and Support in Institutions/universities, Research and Academics, System Analyst in State and Central Research organization, Consultant in Software firms, Quality Assurance and Testing in Public and Private sectors, Application Customization and Development Start own venture	Idea Implementation, Organizing and Planning, Problem Solving	Quality Education, Decent Work and Economic Growth	Can start own Programming company.



  
Deputy Registrar (Academic)  
Dr. C.V. Raman University  
Kota, Bilaspur (C.G.)





**DR. C.V.RAMAN UNIVERSITY**  
KARGI ROAD, KOTA, BILASPUR (C.G.)

**SEMESTER- 6<sup>th</sup>**

**Course: BCA**

**SUBJECT: INFORMATION TECHNOLOGY TRENDS**

**Subject Code: 3IBCA602**

**Theory Max. Marks: 50**

**Theory Min. 17**

**COURSE OBJECTIVE:-**

1. To understand the principles and vocabulary of Information Technology.
2. To understand the mathematical principles underlying multimedia information technologies.
3. To understand the questions about the social, economic, and political contexts in which IT exists
4. To understand the cutting-edge technologies and trends such as those in the areas of wireless multimedia, computer security, digital audio, and high-performance computing.

**Syllabus:**

Unit	Unit wise course contents	Methodology Adopted
<b>Unit – I</b>	Introduction-Introduction, Parallel and Distributed Systems, Computer Networks Distributed Systems-Distributed System, Managing Distributed Databases, Distributing the Processing and Storage Function, Transactions and Concurrency, Advantages and Disadvantages of DS , Flavors of Distributed Systems, Architectures of Distributed Systems, Security in Distributed Systems	Usage of ICT :- Power Points,PDF , Video lectures,Black board, Visit to small companies,Workshop on Security .
<b>Unit – II</b>	Modern Business Trends : E-Business & E-Commerce -INTRODUCTION, ONLINE SHOPPING, E-BUSINESS, E-Commerce, Buying and Paying Online, Electronic Payment System, Online PublishingModern Business Management: E-SCM - Introduction, Supply Chain Management, E-Supply Chain Management, Components of Modern E-SCM, Major Trends in E-SCM, Example of E-SCM, Architecture of E-Supply Chain Models, Modern Business Management: E-CRM - Customer Relationship Management Concepts, E-CRM Solutions, Advantages of E-CRM, E-CRM Capabilities, , Example of E-CRM, E-CRM Framework, Virtual Reality - Introduction, History of Virtual Reality, Virtual Reality, Virtual Reality Application, Virtual Reality : Hardware, Levels of VR Hardware Systems , VR Software Systems , Aspects of VR Program	Usage of ICT :- Power Points,PDF , Video lectures,Black board, Visit to small companies,Workshop on IoT.
<b>Unit – III</b>	Artificial Intelligence - Introduction, Concept of AI, AI Applications, Intelligence, Artificial Intelligence, Intelligent Systems, Knowledge-based Systems , Expert Systems , Introduction, Background History,Concept of Expert Systems, Expert Systems Vs. Problem solving System, People involved in Expert Systems, Features of Expert System, Advantages and Disadvantages of ES, ES Applications, Expert System Problem domain, Benefits and Limitations of Expert Systems, Examples of Expert Systems Data Warehousing-, Introduction, Data Warehouse, Data Warehousing, Data Warehouse Components, Structure of Data warehouse, Advantage of Data Warehouse, Uses of a Data warehouse, Standard Reports and Query, Data Mining , Introduction, Data Mining & Evolution of DM, Data mining: Verification vs. Discovery, Data Mining Technology, Advantages of Data Mining, Disadvantages of Data Mining , Data Mining Processes, Data Mining Techniques, Data Mining tools, On Line Analytical Processing, OLAP Types, Selecting an OLAP Application	Usage of ICT :- Power Points,PDF , Video lectures,Black board
<b>Unit – IV</b>	Mobile Commerce , Mobile Commerce , Technology for Mobile Commerce, WirelessCommunications and its Generations, Wireless Application Protocol (Wap), Other WirelessTechnologies , GSM/CDMA, Geographic Information Systems , Introduction, Geographic Information System , Components of a GIS, Working of GIS, Data for GIS, GIS and Related Technologies, Traditional maps Vs. GIS, Functions of GIS , GIS Software.	Usage of ICT :- Power Points,PDF , Video lectures,Black board , Case studies ,Group discussions,Group projects E- commerce,Individual presentation

*[Signature]*  
Deputy Registrar (Academic)  
Dr. C.V. Raman University  
Kota, Bilaspur (C.G.)

<b>Unit - V</b>	Introduction and Basic Concepts of Modern Communication and Telephony Technology, Introduction, Code Division Multiple Access, Wireless Local Loop, GSM (Global System for Mobile Communication), Voice Over IP, Bluetooth, Wi-Fi, ISDN Electronic Data Interchange, Introduction, Electronic Data Interchange, The Structure of EDI Systems, EDI Standards, Features of EDI, EDI Technology, Advantages of EDI, Barriers in adopting EDI, Drawbacks of EDI, New Trends in EDI.	Usage of ICT :- Power Points, PDF, Video lectures, Black board
-----------------	---	--

### COURSE OUTCOMES:-

After study this student will be able to know the

1. Familiarity with the foundations of basic information technologies.
2. The social, political and economic implications of IT.
3. Understand the difference between analog and digital technologies.
4. Understand how audio and images are digitized.

### Text Books:

- Internet Web Technology : E-Commerce Nitin K. Naik (Indore Kamal Prakashan)
- Internet & E-Commerce A. Mansoor & Anurag Seetha (Mathura : Pragya Publication)
- Introduction to Artificial Intelligence & Expert Systems Dan W. Patterson (New Delhi : Phi Learning)

### Reference Books:

- E-Commerce : AN Indian Perspectives Joseph S.J. (New Delhi : Phi Learning)
- Understanding Big Data Zikopoulos Paul (MC Graw Hill Co)
- Principles of Artificial Intelligence Nils J. Nilsson (New Delhi : Narosa Pub)

Job opportunity	Employability skill developed	Local/National/UNDP Goal Achieved	Entrepreneurship Opportunity
Training and Support in Institutions/universities, Research and Academics, System Analyst in State and Central Research organization, Consultant in Software	Enabling Knowledge, Critical Analysis, Problem Solving, Communication, Organizing and Planning, Analyzing	Quality Education, Decent Work and Economic Growth	Can start own Web designing company

*[Signature]*  
*[Signature]*  
*[Signature]*  
 Deputy Registrar (Academic)  
 Dr. C.V. Raman University  
 Kota, Bilaspur (C.G.)





**DR. C.V.RAMAN UNIVERSITY**  
KARGI ROAD, KOTA, BILASPUR (C.G.)

**SEMESTER- 6<sup>th</sup>**

**Course: BCA**

**SUBJECT: EMBEDDED SYSTEMS**

**Subject Code: 3IBCA603**

**Theory Max. Marks:50**

**Theory Min. 17**

**COURSE OBJECTIVE:-**

- Students have knowledge about the basic functions of embedded systems.
- Students have knowledge about the basic structure of embedded systems
- Students have knowledge about the basic concepts of embedded systems
- Students have knowledge about the applications of embedded systems

**Syllabus:**

Unit	Unit wise course contents	Methodology Adopted
Unit – I	Introduction to Embedded systems Embedded Systems Vs General Computing Systems, Classification of Embedded Systems, Major application areas of Embedded Systems, Purpose of Embedded systems ,Core of the Embedded system, Memory, Sensors and Actuators, Communication Interface, Embedded firmware, PCB and Passive Components, Characteristics and Quality attributes of a Embedded System .	Usage of ICT :- Power Points,PDF , Video lectures,Black board
Unit – II	Design of Embedded Systems with 8bit Microcontrollers-8051 Factors for considering in selecting a Controller, Designing with 8051 microcontroller Different addressing modes supported by 8051, Instruction set for 8051 microcontroller. Fundamental issues in Hardware Software Co-Design, Computational models in Embedded Design.	Usage of ICT :- Power Points,PDF , Video lectures,Black board
Unit – III	Embedded Hardware & Firmware Design and Development Analog & Digital Electronic components, VLSI & Integrated circuit design, Electronic Design Automation tools, PCB layout Design and its fabrication .Embedded firmware design approaches, Embedded firmware Development Languages, Programming in Embedded C. Integration and testing of Embedded Hardware and Firmware , Safe & robust Design, Reliability, Faults, errors & Failure, Functional Design, Architecture Design, Prototyping.	Usage of ICT :- Power Points,PDF , Video lectures,Black board
Unit – IV	Embedded System Development Environment Integrated Development Environment (IDE), Types of files Generated on Cross-Compilation, Disassemble / Decompile, Simulators, Emulators and Debugging, Boundary Scan.	Usage of ICT :- Power Points,PDF , Video lectures,Black board
Unit - V	Embedded Product Development Lifecycle (EDLC) and Trends in Embedded Industry What is EDLC, Objectives of EDLC, Different phases of EDLC, EDLC Approaches-Linear or waterfall model, Iterative Model, Prototyping/Evolutionary Model, and Spiral Model. Processor trends in Industry, Embedded OS Trends, Development Language trends Open Standards, Frameworks and Alliances, Bottlenecks.	Usage of ICT :- Power Points,PDF , Video lectures,Black board

**COURSE OUTCOME:-**

After completion of course students will be able to understand -

- To design a system, component, or process to meet desired needs within realistic constraints such as economic, environmental, social, political, ethical, health and safety, manufacturability, and sustainability.

**Text Books:**

Deputy Registrar (Academic)  
Dr. C.V. Raman University  
Kota, Bilaspur (C.G.)

- The 8051 Microcontroller & Embedded Systems: Using Assembly and C with CD AyalaKenneth J. , Gadre Dhananjay V (Cengage Learning)
- Introduction to Embedded System:, Shibu ( TMH)
- Embedded Systems :Design and Applications , Barrett ( Pearson Education)

#### Reference Books:

- Embedded Systems: Design and Applications Steven F. Barrett & Daniel J. Pack (NewDelhi Pearson Education)
- Embedded Systems: Architecture, Programming and Design Raj Kamal (New york. MCGraw Hill Co. )
- Embedded System Design : A Unified Hardware/Software Introduction Vahid Frank,Givargis Tony (Wiley India Ltd )

Job opportunity	Employability skill developed	Local/National/UNDP Goal Achieved	Entrepreneurship Opportunity
Training and Support in Institutions/universities,Research and Academics,System Analyst in State and Central Research organization,Consultant in Software	Enabling Knowledge, Critical Analysis, Problem Solving, Communication, Organizing and Planning, Analyzing	Quality Education, Decent Work and Economic Growth	Can start own Embedded system

Deputy Registrar (Academic)  
 Dr. C.V. Raman University  
 Kota, Bilaspur (C.G.)





**DR. C.V.RAMAN UNIVERSITY**  
KARGI ROAD, KOTA, BILASPUR (C.G.)

**SEMESTER- 6<sup>th</sup>**

**Course: BCA**

**SUBJECT: SOFTWARE ENGINEERING**

**Subject Code: 3IBCA604**

**Theory Max. Marks:50**

**Theory Min. 17**

**COURSE OBJECTIVE:-**

This course introduces the concepts and methods required for the construction of large software intensive systems.

1. It aims to develop a broad understanding of the discipline of software engineering
2. It seeks to complement this with a detailed knowledge of techniques for the analysis and design of complex software intensive systems.
3. It aims to set these techniques in an appropriate engineering and management context.
4. It provides a brief account of associated professional and legal issues.

**Syllabus:**

Unit	Unit wise course contents	Methodology Adopted
Unit – I	Introduction to software engineering - introduction, reusable software components, what is well engineered software? Programming and software engineering, what is software engineering? Goals of software engineering, software processes, software process models, process iteration, and other important software models.	Usage of ICT :- Power Points,PDF , Video lectures,Black board
Unit – II	Software project management - project management, management activities, project planning, project scheduling, risk management, selecting staff, metrics used for measuring the software cost, cocomo model . Software process and project metric - software quality, metrics for the analysis model, metrics for the design model, metrics for source code, metrics for testing. Software project planning - introduction, software project planning, other planning activities, organization of the software project, management plan (smp) document. Software cost estimation - introduction, software cost factors, programmer's ability, product complexity, product size, required level of reliability, level of technology, decomposition technique, empirical estimation models, the structure of estimation models. Software project requirements - software requirements, functional and non-functional requirements, user requirements, system requirements, software requirements document.	Usage of ICT :- Power Points,PDF , Video lectures,Black board
Unit – III	Requirements engineering process - requirements engineering process, feasibility study, requirements elicitation and analysis, scenarios, requirements specification, ethnography, requirements validation, requirements management. Software prototyping - software prototyping, prototyping in the software process, rapid prototyping techniques, user interface prototyping. Analysis concept and modeling - analysis modeling, context model, data modeling concepts, cardinality and modality, flow oriented diagram, data dictionary Design concepts and principles - introduction, design within the context of software engineering, design process and design quality, design concepts, information hiding, functional independence, design classes, the design model, software patterns.	Usage of ICT :- Power Points,PDF , Video lectures,Black board, Group projects on CASE
Unit – IV	Software architecture - software architecture data design, architectural styles and patterns, analyzing alternative architectural designs, mapping the requirements into software architecture, architectural design. Designing the user interface - user interface, input design, end-user considerations for input	Usage of ICT :- Power Points,PDF , Video lectures,Black board

Deputy Registrar (Academic)  
Dr. C.V. Raman University



	design, output design, design principles, screens, forms, menu, messages, importance of code, data codification schemes, designing code less systems Software quality management, software quality management, role of a software quality manager, ISO quality model, quality assurance standards, quality planning, quality control, software reviews, software reliability.	
<b>Unit - V</b>	Verification and validation - verification and validation, software testing, verification and validation planning, software inspections, automated static analysis, clean room software development. Software testing models - software testing fundamentals, black-box and white-box testing, white-box testing, basis path testing, control structure testing, black-box testing, object-oriented testing methods. Software testing strategies - the strategic approach, the software testing strategy, strategic issues, unit testing, integration testing, validation testing, system testing, test automation Computer aided software engineering (CASE) - computer aided software engineering (CASE), case workbenches, integrating case environment, need of software reuse:, types of reuse, reuse.	Usage of ICT :- Power Points,PDF, Video lectures,Black board, Workshop on Software Testing

### COURSE OUTCOMES:-

Carry out an evaluation and selection of projects against strategic, technical and economic criteria and use a variety of cost benefit evaluation techniques for choosing among competing project proposals. Approach project planning in an organized step by step manner and select an appropriate process model produce an activity plan for a project.

- Identify project risks, monitor and track project deadlines and produce a workplan and resource schedule. Plan the evaluation of a proposal or a product and manage people in software environments. Understand the importance of teamwork and quality management in software project management. Apply these project management tools and techniques in a diversity of fields such as new product and process development, construction, information technology, health care, and applied research.




### Text Books:

- Software Engineering (H) Ashish Tiwari (Indore Kamal Prakashan)
- Software Engineering Banzal Sashi, (Ram Prasad)
- Fundamentals of Software Engineering Mall Rajib (PHI Learning)

### Reference Books:

- An Integrated Approach To Software Engineering By Pankaj Jalote (New Delhi Wiley India Ltd)
- Software Engineering: A Practitioner's Approach Roger S. Pressman (New York. MC GrawHill Co)
- Software Engineering Ian Sommerville (New Delhi Pearson Education)

Job opportunity	Employability skill developed	Local/National/UNDP Goal Achieved	Entrepreneurship Opportunity
Training and Support in Institutions/universities, Research and Academics, System Analyst in State and Central Research organization, Consultant in Software	Enabling Knowledge, Critical Analysis, Problem Solving, Communication, Organizing and Planning, Analyzing	Quality Education, Decent Work and Economic Growth	Can start own Web designing company

    
Deputy Registrar (Academic)  
Dr. C.V. Raman University  
Kota, Bilaspur (C.G.)