


RULES, REGULATIONS & STRUCTURE FOR

Ph.D. PROGRAMME



DR. C.V. RAMAN UNIVERSITY

// Chhattisgarh, Bilaspur AN AISECT GROUP UNIVERSITY

Approved by : PCI | AICTE | NCTE | BCI | Member of : AIU | Recognized by : UGC | A NAAC Accredited University


Accredited with **A Grade** by NAAC

www.cvru.ac.in



DR. C.V. RAMAN UNIVERSITY

{Established by Government of Chhattisgarh Act No. 13 of 2005 and approved vide UGC
Act 2(f) 1956}
Accredited with A Grade by NAAC.



Academic Regulations

For

Ph. D. Program

{As per University Grants Commission (Minimum Standards and Procedure
for Award of Ph.D. Degrees) Regulations, 2022}

Contents

1. About Dr. C.V.Raman University	1
2. Objectives	2
3. Eligibility criteria for admission to the Ph.D. Programme	2
4. Duration of the Programme	2
5. Procedure for Admission	3
6. Entrance Test	3
7. Fees	4
8. Allocation of Supervisor	4
9. Ethical Committee Clearance	4
10. Course work: Structure, Credit, Content, Assessment/Evaluation	4
11. Evaluation Method	7
12. Submission of Synopsis and RDC Procedure	7
13. Submission of Summary	8
14. Submission of Thesis	9
15. Guidelines & Performa/Format for Progress Report, Summary, Synopsis & Thesis/Dissertation Preparation	9



These Regulations may be called **Dr. C.V. Raman University (Standards and Procedure for Award of Ph.D. Degrees) Regulations, 2022.**

They shall come into force from the next academic session of the University.
(Only for those registered on or after 7th November, 2022. All scholars registered before the date will be governed by earlier rules)

1. About DR. C.V. Raman University

Dr. C.V. Raman University was set up as Chhattisgarh's first private university on 3rd November 2006 and inaugurated on 14th October 2007, over a vast area of 70 acres with excellent infrastructure in the tribal region of Kota, District Bilaspur in Chhattisgarh. The university was established under Niji Vishwavidyalaya Adhiniyam 2005. Over the years, the university has established itself as the research and educational hub of the region, covering a wide expanse of courses and fields like engineering, management, arts, science, education, law, IT, etc. The university started functioning as per its approved status and ordinances from the academic year (2007-08). It is recognized by UGC and approved by AICTE, NCTE, BCI as well as certified by ISO: 9001:2008, a member of AIU, accredited with A grade by NAAC, listed in NIRF ranking. It is listed in Top 30 Engineering Colleges in India (INDIA TODAY 2018).

Vision

Dr. C. V. Raman University will have a transformative impact on society through continual innovation in education, research, creativity and entrepreneurship incorporating social, ethical, human and spiritual values.

Mission

- To create transformative educational experience for students focused on deep disciplinary knowledge problem solving, leadership, communication and interpersonal skill, and personal health and wellbeing.
- Creating a collaborative environment open to the free exchange of ideas, where research, creativity, innovation and entrepreneurship can flourish.
- Ensuring individuals can achieve their full potential.
- To impact society in a transformative – regionally, nationally and globally by engaging with partners outside the traditional border of the University campus.

2. Objectives

The objectives of the Ph.D. program are to keep pace with the expanding frontiers of knowledge and to provide research training relevant to the present socio-economic and technological need of the country. The University also undertakes research and development projects from industrial and other organizations in the public as well as private sector.

3. Eligibility criteria for admission to the Ph.D. Programme

3.1 Candidates for admission to the Ph.D. programme shall have a Master's degree or a professional degree declared equivalent to the Master's degree by the corresponding statutory regulatory body, with at least 55% marks in aggregate or its equivalent grade 'B' in the UGC 7-point scale (or an equivalent grade in a point scale wherever grading system is followed).

3.2 A relaxation of 5% of marks, from 55% to 50%, or an equivalent relaxation of grade, may be allowed for those belonging to SC/ST/OBC (non-creamy layer)/Differently-abled and other categories of candidates as per the decision of the Commission from time to time. The eligibility marks of 55% (or an equivalent grade in a point scale wherever grading system is followed) and the relaxation of 5% to the categories mentioned above are permissible based only on the qualifying marks without including the grace mark procedures.

4. Duration of the Programme

4.1 Ph.D. programme shall be for a minimum duration of three (3) years, including course work and a maximum of six (6) years from the date of admission in the Ph.D. programme.

4.2 A maximum of an additional two (2) years can be given through a process of re-registration as per the Statute/Ordinance of the Higher Educational Institution concerned; provided, however, that the total period for completion of a Ph.D. programme should not exceed eight (8) years from the date of admission in the Ph.D. programme

4.3 The women candidates and Persons with Disability (more than 40% disability) may be allowed a relaxation of two (2) years for Ph.D. in the maximum duration. The total period for completion of Ph.D programme in such case should not exceed ten (10) year from the date of admission in the Ph.D. programme.

In addition, the women candidates may be provided Maternity Leave once in the entire duration of Ph.D. for up to three months.

5. Procedure for Admission

5.1 The University will invite applications from the scholars by its announcement to admissions through advertisement of Admission Notification in the press, electronic media or on the website. Scholars, who intend to register for Ph.D., have to apply in a prescribed form available on the website as well as in the University Admission Office.

5.2 Admission to the Ph.D. programme shall be based on the University Entrance Test, followed by an interview of the eligible scholars.

5.3 Entrance test may be waived by the University Research and Innovation Committee (URIC) for the richly experienced scholars from the industry in special cases only.

5.4 In case of Research Fellows (JRF, SRF etc.) or Research Associates connected with the Sponsored/Funded Research Projects and those who have been appointed through proper procedure set by the University/permitted by the VC may be deemed to be eligible for admission to the Ph.D. course, on recommendation of the concerned guide, without taking entrance test. Such scholars will be admitted to the Ph.D. course at any time during the year.

5.5 At the time of Pre-Ph.D. Interview, Candidates and Scholars are expected to discuss their research interest/area through a presentation before the Research Committee and submit a research proposal along with the work-plan. It shall also consider whether

- a. The candidate possesses the competence for the proposed research.
- b. The research work can be suitably undertaken at the Institution/University.
- c. The proposed area of research can contribute to new/additional knowledge and significance to the society.

5.6 The number of seats for Ph.D. will depend on vacant seats available in the department at the time of notification of Ph.D. Entrance Examination and will be notified accordingly.

6. Entrance Test

6.1 Entrance test shall be based on MCQ type questions. There shall be 100 MCQ each of 1mark. Duration for this shall be of 120 minutes.

6.2 The syllabus of the Entrance Test shall consist of 50% of general awareness, verbal ability, quantitative ability, data interpretation, analysis, synthesis, reasoning, basics of computing and research aptitude and 50% shall be subject specific.

6.3 Validity of entrance test score is of two years from the date of Entrance test result.

6.4 For course details scholars are requested to refer university website or the concerned Department of the University.

7. Fees

Fees per year shall be as per schedule in the University Fee-Structure.

8. Allocation of Supervisor

The allocation of the Supervisor for a selected scholar shall be decided by (DRIC/ URIC) of the University.

9. Ethical Committee Clearance

A. Ethical committee clearance for experiments on human subjects

1. The University Ethical Committee should study the proposed research project work and should give the clearance to conduct the research and sign the certificate of the Ethical Committee clearance enclosed in the Ph.D., Registration Application Form.

2. Absence of the Ethical Committee Clearance will be deemed as an incomplete Application which will be rejected.

B. Ethical committee clearance for experiments on animals

1. Animal studies should give the consent and approval of the Animal Ethical Committee of the University.

2. The Animal Ethical Committee may be constituted as per CPSCEA guidelines.

10. Course work: Structure, Credit, Content, Assessment/Evaluation

10.1 Once the Research scholar is admitted to Ph.D. programme, he/she shall undertake course work organised by the University. The course work shall be treated as a pre-Ph.D. preparation.

10.2 The course work will be carried out in the departments of the University. Under special circumstances scholar may be permitted to complete the course work outside the University at recognized centres subject to prior permission by the University.

10.3 The Scholar on successful completion of the course work will be required to submit his/her proposed synopsis. Thereafter, on the approval by Research Degree Committee (RDC), Topic of the Scholar will be registered for pursuing Ph.D. programme.

10.4 If the Scholar fails to complete the course work he/she will be required to pursue it again (only one chance) as per rules.

10.5 The structure for Ph.D. course work for all disciplines is as given below:

STRUCTURE FOR Ph.D. COURSE WORK (Common for all Disciplines)

S.No.	Name of course	Credits	Examination Scheme						Total
			Theory marks		Practical		Assignment/Field Work		
			Max	Min	Max	Min	Max	Min	
1	Research Methodology*	4	70	39			30	17	100
2	Subject Paper*	4	70	39			30	17	100
3	Research and Publication Ethics	4	70	39			30	17	100
4	Research and Publication Ethics Practical	3			50	28			50
5	Report writing on (i) Book Review (ii) Literature Review	3					50	28	50
Total		18	210	117	50	28	140	79	400

* Note: 1) The course paper of research methodology (RM) shall be offered in (six) 6 different groups viz. Group I – {Science, Engineering & IT}, Group II – {Arts, Commerce & Management, Education & Physical Education}, Group III – {Law}, Group IV – {English}, Group V – {Hindi}, Group VI – {Sanskrit}.

2) The subject paper shall be as per the specializations available in the respective departments of studies.

3) The detailed syllabi of the respective subjects such as Research Methodology, Research Publication ethics and the subject paper shall be available in the respective departments.

10.6 COURSE WORK ASSESSMENT:

The rules given below are specified for the examination scheme mentioned in the particular course work structure

10.6.1 Continuous Assessment:

The evaluation of the course work shall be continuous, internal and external. Field work, seminar, review of research papers, etc., shall form part of continuous and internal evaluation. At the end of the course work all the research scholars shall have to appear for external examinations. The continuous assessment of Ph.D. course work for all disciplines will be done by concerned and appropriate faculty of the research centre.

The continuous assessment of Ph.D. course work of the paper **Research Methodology, Subject paper, Research and Publication Ethics, Research and Publication Ethics Practical and Report writing on literature review & Presentation** will be evaluated on the basis of the class tests/assignments/case studies etc.

10.6.2 A Ph.D. scholar has to obtain a minimum of 55% of marks or its equivalent grade in the UGC 7-point scale (or an equivalent grade wherever grading system is followed) in the course work in order to be eligible to continue in the programme and submit the dissertation/thesis.

10.6.3 Those who fail to obtain a minimum of 55% of marks or its equivalent grade in the UGC 7-point scale (or an equivalent grade/CGPA in a point scale wherever grading system is followed) in the course work shall have to reappear in all the passing heads or a single passing head as the case may be.

10.6.4 The presentation of report writing on literature review will be conducted in the concerned department.

10.6.5 Report Writing on Literature Review

1. Statement/Hypothesis of problem of Research.
2. Back History
3. Present status
4. List of Reference.
 - (i) **Books:** Author/Title of Book/Publisher/Year of Publication.
 - (ii) **Research papers:** Author/Title/Journals/Year/Volume/Page.
 - (iii) E-reference.

10.6.6 Report writing on Book Review

- (i) Introduce the Book: (title, author, purpose of book etc.)
- (ii) Summary
- (iii) Opinion/Suggestion
- (vi) Overall impression

10.6.7 End Semester Examination (ESE)

The End semester Examination for the theory courses are as follows

- | | | |
|------------------------------------|------------------|----------|
| a) Research Methodology | 3 Hours duration | 70Marks |
| b) Subject paper | 3 Hours duration | 70 Marks |
| c) Research and Publication Ethics | 3 Hours duration | 70 Marks |

Passing marks in each course and report writing will be 55%.

10.7 Scholars shall be required to have at least 75% attendance in the course work or adjust their course work during the weekends by their mandatory presence in the University Campus.

10.8 After the successful completion of the course work, research scholar should assign grade on the final mark sheet as per university passing rules and regulations. A certificate regarding course completion shall be given to the research scholar.

10.9. A scholar who is not successful in the Research Methodology and/or Subject Specific Course-Work Examination, even at the second time shall not be permitted to continue and his/her registration shall be cancelled.

11. Evaluation Method

11.1 On successful completion of course work, the scholar shall be allowed to undertake research work with his/her Supervisor in respective Departments.

12. Submission of Synopsis and RDC Procedure

12.1 The research scholar submits their proposed research work synopsis in DRIC for approval.

12.2 Five (05) copies of the approved research work synopsis from DRIC submit to the Research Cell in the prescribed format as provided by the University.

12.3 The submitted synopsis of the candidate will be presented by the candidate to the Research Degree Committee (RDC) for registration of their research topic.

12.4 After approval of research work synopsis of the scholar the research topics has been registered for Ph.D research work.

GUIDELINES FOR PREPARING Ph.D. SYNOPSIS

Format: (Front Page)


SYNOPSIS

OF

.....Title of Ph.D. Thesis.....

.....(in Capital letters).....

(Font Size 16)



A synopsis of the proposed research plan

Submitted for the degree of

Doctor of Philosophy in

(Font Size 16)

.....
.....
(Subject Name)

SUPERVISOR

Co-SUPERVISOR

Research Scholar

.....

.....

.....

Dr. C.V.RAMAN UNIVERSITY
KARGI ROAD KOTA, BILASPUR(C.G.)

Year:.....

SYNOPSIS FOCUSES ON THE FOLLOWING POINTS:

1. Title/ Topic
2. Introduction
3. Review of Literature
4. Rationale of the study (Explain The Reason For Selecting The Topic)
5. Objectives/Hypothesis/Assumptions(if applicable)
6. Methodology(Research Design/Sample Size/Experimental Details)
7. Expected outcomes of the research work
8. References(As Per LaTeX, APA Format)

SUPERVISOR

.....

Co-SUPERVISOR


.....

Research Scholar

.....

Note: -

- i. The synopsis must be sealed and signed by supervisor & investigator.
- ii. Five copies of the synopsis should be submitted at the University.



Dr. C.V. Raman University, Kota, Bilaspur (C.G.)
Guidelines for preparation of Thesis for
Ph.D. (Program)

The Ph.D. Thesis is an important academic document that reflects the research aspirations and objectives of the University, and has an infinite life time. A good Thesis should be clear and unambiguous and have a logical structure that should assist the reader's, understanding of the argument being presented. Therefore, it is expected, to comply with the following general guidelines. On completion of research work, the summary of Ph.D. Thesis has to be submitted prior to the final submission of Thesis

SUMMARY FORMAT

1. The summary of the *Thesis* shall be submitted in 01 spiral copy (**MS Word**) in all the corrections and suggestions as recommended before.
2. Summary of the Thesis should be concise, comprehensive and should have the following details: -
 - ❖ Title Page (Outer Cover) as per the format given in Annexure I
 - ❖ Title Page (Inner Cover) as per the format given in Annexure II
 - ❖ Table of content (Annexure - VI)
 - ❖ Chapter 1 - Introduction
 - ❖ Chapter 2 - Literature Review
 - ❖ Chapter 3 -
 - ❖ Chapter 4 -
 - ❖ Chapter.....
 - ❖ Chapter : Results and Discussion
 - ❖ References/Bibliography
 - ❖ Appendix
 - ❖ List of Research Paper Published
 - ❖ Reprints of the Published Research Papers.
3. Reprints of all papers & other relative documents as mention in 18.1.4 must be attached with the summary of the thesis.
4. Acceptance letter will not be considered as published research paper.
5. The *Research* scholars are advised to strictly adhere to the format.
6. After successful presentation of the Spiral Summary of the Thesis by the scholar, he/she will be eligible for submission of his/her Ph.D. Thesis within one months from the date of summary presentation.

THESIS FORMAT

The Thesis consists of three main parts (i) The Preliminaries (ii) The Text (iii) Annexure. It is to be arranged in the following sequence.

THE PRELIMINARIES:

- ❖ Title Page (Outer Cover) as per the format given in Annexure I (**should be printed in White Colour on a Navy-Blue background**).
- ❖ Title Page (Inner Cover) as per the format given in Annexure II
- ❖ Declaration by the candidate (Annexure – III)
- ❖ Certificate of Supervisor/s (Annexure – IV)
- ❖ Acknowledgements (Annexure – V)
- ❖ Table of Contents (Annexure – VI)
- ❖ Abstract/Preface
- ❖ List of Tables (If applicable)
- ❖ List of Figures (If applicable)
- ❖ List of abbreviations (Optional)
- ❖ Chapter –I tocontinue according to the table of contents.

THE TEXT OF THE THESIS

The text the thesis is usually divided in to chapters with subheadings, within the chapters to indicate the orderly progression of topics and their relation to each other.

Chapter-I Introduction: - The thesis should normally begin with a general introduction presenting an overview of the purpose and significance of the study. The introduction should show why the topic selected is worth investigating. This will normally be done with reference to existing research, identifying areas that have not been explored, need to be explored. The final section of the introduction should provide a brief overview of each of the main chapters that the reader will encounter.

Chapter-II Review of Related Literature: - The purpose of the literature review is to summarize, evaluate and compare the main developments and current database in the field which are specifically relevant to the subject of research embodied in the thesis.

Chapter-III Methodology Adopted & Procedure: - The supervisor and the student may decide how this part of the thesis should be structured. Although this section varies depending up on method and analysis technique chosen, the chapter describes and justifies the methods chosen for the study and why this method was the most appropriate.

Chapter-IV Observation & Analysis: -Observations, Analysis and Interpretation should be done as per data collected from sample.

Chapter-V Result & Discussion: The results are actual statement of observations, including statistics, tables and graphs. Do not present the same data as graph as well as

table. Use one of the appropriate styles of presentation. The purpose of this chapter is not just to reiterate the findings but discuss the observation in relation to the theoretical body of knowledge on the topic.

Chapter-VI Conclusion, Summary and Suggestions: Start with a few sentences that summarize the important results and conclude by giving the strongest and most important statement that highlights the outcome of the study. The conclusion should provide answers or solutions to the questions or problems raised in the introduction chapter.

Reference/Bibliography Citation in Text: Citation in the text usually consists of the name of the author(s) and the year of the publication. The page no is added when utilizing a direct quotation. It should be arranged alphabetically.

Example (i): Thomas. V (2007) identified....

Example (ii): Gould and Brown (1991, p. 14) used the

Example (iii) : Rhoades et. al (2008) define the

References/Bibliography: All publications listed in the thesis should be presented in a list of references/Bibliography, following the sample.

Citation from Thesis:

- Kundur., D. (1999), Multiresolution Digital Watermarking: Algorithms and Implications for Multimedia Signals. Ph.D. Thesis, University of Toronto.

Citation from Journal:

- Clifford, G. D. and Tarassenko.,s L. (2001),One-pass Training of Optimal Architecture Auto-associative Neural Network for Detecting Ectopic Beats. Electron Letters. 37(18): 1126–1127.
- Rhoades, B.E. (1997), A Comparison of various definitions of Contractive mappings, Trans. Amer. Math. Soc., Vol. 5, no.3, 257-290.

Citation from Books:

- Thompson, D. ed., (1995), The Concise Oxford Dictionary of Current English. Oxford, UK: Oxford University Press, 9th ed. ISBN No.: 0987654.
- Lindsay, D. (1999), A Guide to Scientific Writing, Melbourne, Chapter 2, Australia: Addison Wesley Longman Australia, 2nd ed. ISBN No.: 12345678.

Citation from Website:

Anonymous, unZign, “Tool for Evaluating a Variety of Watermarks”, <http://altern.org/watermark/>, (Browsing date: 23rd September 1997)
Publication of the University of Geneva (on digital watermarking): <http://cuiwww.unige.ch/~vision/Publications/watermarking_publications.html> (Browsing Date: 4thJanuary 2006)

Citation from patent:

Gustafsson J. K. (1976), "Analog-digital converter for a resistance bridge", Patent U. S. 3960010, June 1,.

References must be given alphabetically in References section and in text as

Clifford. G. D. and Tarassenko. L. (2001) suggested that.....

Appendices:

- List of Research Paper Published
- Reprint of Published Research Paper
- Questionnaire /Formula /Diagnosis/Any other Supporting Documents

GUIDELINESFOR WRITING:-

1. Font size For English

Title Page	18-24
Headings / subheadings	12-16
Text	12
Footnotes	8-10

Font size For Hindi

18-24
16-20
14-15
10-12

Footnotes be given on the same page where reference is quoted

2. Type style

Times New Roman for English/La-Tex Kruti dev 10 for Hindi

3. Margins.

At least 1¼ -1½ inches (3.17-3.81cm) on the left-hand side, ¾ - 1 inch (2 -2.54cm) at the top and bottom of the page, and about ½ - 0.75 inches (1.27 - 1.90cm) at the outer edge. The best position for the page number is at top-center or top right ½ inch (1.27 cm) below the edge. Pages containing figures and illustration should be suitable paginated.

4. The *Thesis* shall be computer typed (**English-** British, Font Style -Times Roman, Size-12 point, **Hindi-** Font Style -Krutidev-10,Size-14) and printed on A4 size paper.

5. The *Thesis* shall be typed on one side only with double space with appropriate margin.

6. Use only standard abbreviations. Avoid abbreviations in the title. The full term for which an abbreviation stands should precede its first use in the text except in case of measurement units. The measurement units if any shall be followed consistently.

7. Maintain uniformity in writing the *Thesis*.

8. All copies of the *Thesis* are to be bound in colored hard cover (according to color code) of the *Thesis*.

9. Title of the *Thesis*, the name of the supervisor(s) and the scholar should also be incorporated in a vertical manner in the binding spine (outer vertical edge) of the *Thesis*.

10. The final submission of the *Thesis* shall be in 03 hard bound copies and 02 soft copy (MS Word) in a CD along with all the corrections and suggestions as recommended before.

THE TITLE OF THE THESIS IN THE OUTER COVER

SHALLLOOK EXACTLY LIKE THIS TITLE


(Font: Times New Roman, Size: 16, Bold, Line Spacing: 1 ½, Centered)

{Here put a gap of 4 lines}

Summary/ Thesis submitted to

(Font: Times New Roman, Size: 12, Bold, centered)

{Here put a gap of one line}



<University's logo>

Dr. C.V. Raman University

Kota, Bilaspur (C.G.)

(Font: Times New Roman, Size: 14, Bold, centered)

{Here put a gap of one line}

For the award of the degree of

(Font: Times New Roman, Size: 12, Bold, centered)

{Here put a gap of one line}

DOCTOR OF PHILOSOPHY

(Font: Times New Roman, Size: 14, Bold, centered)

{Here put a gap of one line}

in

(Font: Times New Roman, Size: 14, Bold, centered)

{Here put a gap of one line}

<Name of the Subject>

(Font: Times New Roman, Size: 14, Bold, centered)

{Here put a gap of two lines}

Under the faculty of

(Font: Times New Roman, Size: 12, Bold, centered)

{Here put a gap of two lines}

<Name of the Faculty>

by

(Font: Times New Roman, Size: 14, Bold, centered)

{Here put a gap of two lines}

<NAME OF THE SCHOLAR>

(Font: Times New Roman, Size: 14, Bold, centered)

Enrollment No.: <>

(Font: Times New Roman, Size: 12, Bold, centered)

<Month><Year>

(Font: Times New Roman, Size: 12, Bold, centered)

© <Year><Name of the Scholar>. All rights reserved.

(Font: Times New Roman, Size: 10, Bold, Centered)

शोध-प्रबंध शीर्षक


(Font: Krutidev 10, Size:20-26, Bold, Line Spacing: 1 ½, Centered)

{Here put a gap of 4 lines}

प्रस्तुत सारांश / शोध-प्रबंध

(Font: Krutidev 10, Size: 14, Bold, centered)

{Here put a gap of one line}



<University's logo>

डॉ. सी. व्ही. रमन् विश्वविद्यालय,

(Font: Kruti dev 10, Size: 16, Bold, centered)

करगी रोड, कोटा बिलासपुर (छ.ग.)

(Font: Kruti dev 10, Size: 14, Bold, centered)

{Here put a gap of one line}

डॉक्टर ऑफ फिलॉसफी

(Font: Kruti dev 10, Size: 16, Bold, centered)

{Here put a gap of one line}

उपाधि की आंशिक प्रतिपूर्ति हेतु

(Font: Kruti dev 10, Size: 14, Bold, centered)

{Here put a gap of one line}

विषय —<विषय का नाम >

(Font: Kruti dev 10, Size: 16, Bold, centered)

{Here put a gap of one line}

संकाय —<संकाय का नाम >

(Font: Kruti dev 10, Size: 16, Bold, centered)

{Here put a gap of two lines}

शोधार्थी

(Font: Kruti dev 10, Size: 14, Bold, centered)

{Here put a gap of two lines}

<शोधार्थी का नाम >

(Font: Kruti dev 10, Size: 16, Bold, centered)

नामांकन क्रमांक: <>

(Font: Kruti dev 10, Size: 14, Bold, centered)

<माह><वर्ष>

(Font: Kruti dev 10, Size: 14, Bold, centered)

© <Year><Name of the Scholar>. All rights reserved.

(Font: Times New Roman, Size: 10, Bold, Centered)

**THE TITLE OF THE THESIS IN THE INNER COVER SHALL
LOOK EXACTLY LIKE THIS TITLE**

(Font: Times New Roman, Size: 16, Bold, Line Spacing: 1 ½, Centered)

{Here put a gap of 4 lines}

Summary/ Thesis submitted to

(Font: Times New Roman, Size: 12, Bold, centered)

{Here put a gap of one line}

Dr. C.V. Raman University

Kota, Bilaspur (C.G.)

(Font: Times New Roman, Size: 14, Bold, centered)

{Here put a gap of one line}

For the award of the degree

of

(Font: Times New Roman, Size: 12, Bold, centered)

{Here put a gap of one line}

DOCTOR OF PHILOSOPHY

(Font: Times New Roman, Size: 14, Bold, centered)

{Here put a gap of one line}

in

(Font: Times New Roman, Size: 14, Bold, centered)

{Here put a gap of one line}

<Name of the Subject>

(Font: Times New Roman, Size: 14, Bold, centered)

{Here put a gap of two lines}

Under the faculty of

(Font: Times New Roman, Size: 12, Bold, centered)

{Here put a gap of two lines}

<Name of the Faculty>

by

(Font: Times New Roman, Size: 14, Bold, centered)

{Here put a gap of two lines}

<NAME OF THE SCHOLAR>

(Font: Times New Roman, Size: 14, Bold, centered)

Under the Guidance of

(Font: Times New Roman, Size: 12, Bold, centered)

<NAME OF THE SUPERVISOR/S>

(Font: Times New Roman, Size: 14, Bold, centered)

<Month><Year>

(Font: Times New Roman, Size: 12, Bold, centered)

©<Year><Name of the Scholar>. All rights reserved.

(Font: Times New Roman, Size: 10, Bold, Centered)

शोध-प्रबंध शीर्षक

(Font: Krutidev 10, Size: 20-26, Bold, Line Spacing: 1 ½, Centered)

{Here put a gap of 4 lines}

प्रस्तुत सारांश / शोध-प्रबंध

(Font: Krutidev 10, Size: 14, Bold, centered)

{Here put a gap of one line}

डॉ. सी. व्ही. रमन् विश्वविद्यालय,

(Font: Kruti dev 10, Size: 16, Bold, centered)

करगी रोड, कोटा बिलासपुर (छ.ग.)

(Font: Kruti dev 10, Size: 14, Bold, centered)

{Here put a gap of one line}

डॉक्टर ऑफ फिलॉसफी

(Font: Kruti dev 10, Size: 16, Bold, centered)

{Here put a gap of one line}

उपाधि की आंशिक प्रतिपूर्ति हेतु

(Font: Kruti dev 10, Size: 14, Bold, centered)

{Here put a gap of one line}

विषय —<विषय का नाम >

(Font: Kruti dev 10, Size: 16, Bold, centered)

{Here put a gap of one line}

संकाय —<संकाय का नाम >

(Font: Kruti dev 10, Size: 16, Bold, centered)

{Here put a gap of two lines}

शोधार्थी

(Font: Kruti dev 10, Size: 14, Bold, centered)

{Here put a gap of two lines}

<शोधार्थी का नाम >

(Font: Kruti dev 10, Size: 16, Bold, centered)

शोध निर्देशक

(Font: Kruti dev 10, Size: 14, Bold, centered)

{Here put a gap of two lines}

< शोध निर्देशक का नाम >

(Font: Kruti dev 10, Size: 16, Bold, centered)

<माह><वर्ष>

(Font: Kruti dev 10, Size: 14, Bold, centered)

© <Year><Name of the Scholar>. All rights reserved.

(Font: Times New Roman, Size: 10, Bold, Centered)

DECLARATION

I the undersigned solemnly declare that the thesis entitled “**title of the work**” is based on my own work carried out during the course of my study under the supervision of < name of supervisor >.

I assert that the statements made and conclusions drawn are an outcome of my research work. I further certify that

- i. The work contained in the Thesis is original and has been done by me under the general supervision of my supervisor (s).
- ii. The work has not been submitted to any other Institute for any other Degree/Diploma/Certificate in this University or any other University of India or abroad.
- iii. I have followed the guideline provided by the University in writing the Thesis.
- iv. I have conformed to the norms and guidelines given in the concerned Ordinance of the University.
- v. Whenever I have used materials (data, theoretical analysis, and text) from other sources, I have given due credit to them by citing them in the text of the Thesis and giving their details in the references.
- vi. Whenever I have quoted written materials from other sources, I have put them under quotation marks and given due credit to the sources by citing them and giving required details in the references.

(Name & Signature of the Research Scholar)
Enrolment No.

घोषणा पत्र

<Kruti Dev 010/ Size-20-24pt bold>

मैं (शोधार्थी का नाम), अधोहस्ताक्षरित घोषणा करता/करती हूँ कि मैंने पी.एच.डी (विषय) उपाधि हेतु प्रस्तुत शोध-प्रबंध (शोध शीर्षक), निर्देशक (निर्देशक का नाम) के निर्देशन में तैयार किया है, जो मेरी मौलिक कृति है।

(Font: Kruti dev 10, Size: 14)

यहाँ मैं यह घोषणा करता/करती हूँ कि शोध प्रबंध में बनाये गये तथ्यों एवं प्राप्त निष्कर्ष मेरे शोधकार्य का परिणाम है। मैं आगे घोषणा करता/करती हूँ कि

1. शोध ग्रंथ में निहित कार्य मौलिक है और मेरे निर्देशक के निर्देशन के तहत मेरे द्वारा किया गया है।
2. यह शोध कार्य देश के किसी विश्वविद्यालय या विदेश के किसी संस्थान अथवा विश्वविद्यालय में डिग्री/डिप्लोमा/ सर्टिफिकेट आदि के लिए प्रस्तुत नहीं किया गया है।
3. मैंने शोध प्रबंध तैयार करने हेतु विश्वविद्यालय द्वारा प्रदत्त शोध निर्देशिका का पूर्ण रूप से पालन किया है।
4. मैंने विश्वविद्यालय के संबंधित अध्यादेश में दिए गए मानदंडों और दिशा निर्देशों का पालन किया है।
5. जब भी मैंने अन्य स्रोतों से सामग्री (डेटा, सैद्धांतिक विश्लेषण और पाठ) का उपयोग किया है, मैंने उन्हें शोध प्रबंध के पाठ में उनका हवाला देते हुए और संदर्भ सूची में उन्हें उल्लेखित किया गया।
6. जब भी मैंने अन्य स्रोतों से लिखित सामग्री उद्धृत कर ली है, मैंने उन्हें उद्धरण चिह्नों के तहत रखा है और स्रोतों को उद्धृत करके और संदर्भ में आवश्यक विवरण देकर उन्हें श्रेय दिया है।

(Font: Kruti dev 10, Size: 14)

(शोधार्थी का नाम एवं हस्ताक्षर)

नामांकन क्रमांक :

(Font: Kruti dev 10, Size: 14, Bold, centered)

CERTIFICATE

This is to certify that the work incorporated in the thesis entitled "title of the thesis" is a record of research work carried out by <Name of research scholar> under my supervision for the award of degree of **Doctor of Philosophy** in <Subject Name>Faculty of <name of faculty>of Dr. C.V. Raman University, Bilaspur (C.G.)-India.

To the best of my knowledge and belief the thesis:

- i. Embodies the work of the candidate himself/herself,
- ii. Has duly been completed.
- iii. Fulfil the requirements of the Ordinance relating to the Ph.D. degree of the University,
and
- iv. Is up to the desired standard both in respect of contents and language for being referred to the examiners.

Supervisor

(Name and signature
of the Supervisor
Name of Organization)

Co- Supervisor

(Name and signature
of the Co-Supervisor
Name of Organization)

Dean

(Name and signature of the
Dean With designation and
Name of Organization)

Signature of the Head of Research Centre
(Seal of Research Centre)

प्रमाण पत्र

<Kruti Dev 010/ Size-20-24pt bold>

प्रमाणित किया जाता है कि (शोधार्थी का नाम) ने डॉ. सी. वी. रामन् विश्वविद्यालय के

संकाय के अंतर्गत विषयशीर्षकपर अपना

शोध-ग्रंथप्रबंध प्रस्तुत किया है।
(Font: Kruti dev 10, Size: 14)

मेरी ज्ञात जानकारी के अनुसार यह शोध-ग्रंथ :-

1. शोधकर्ता के स्वयं की कृति है।
2. यह शोधकार्य विधिवत पूरा किया गया है।
3. पी.एच.डी.उपाधि के लिए विश्वविद्यालय के संबंधित अध्यादेश में चाही गई शर्तों का पालन करता है।
4. शोध प्रबंध भाषा एवं विषय वस्तु के आवश्यक मापदण्ड के अनुरूप है, जिसे परीक्षक को प्रेषित किया गया है।

(Font: Kruti dev 10, Size: 14)

शोध निर्देशक

(नाम और हस्ताक्षर

पदनाम और संस्था का नाम के
साथ) (Font: Kruti dev 10, Size: 14)

सह-शोध निर्देशक

(नाम और हस्ताक्षर

पदनाम और संस्था का नाम के
साथ) (Font: Kruti dev 10, Size: 14)

संकाय अध्यक्ष

(नाम और हस्ताक्षर

पदनाम और संस्था का नाम के
साथ)

(Font: Kruti dev 10, Size: 14)

(शोध केन्द्र के प्रमुख का हस्ताक्षर)

(शोध केन्द्र का मुहर)

(Font: Kruti dev 10, Size: 14)

ACKNOWLEDGEMENT

Acknowledgements should be brief and should not exceed one page. Acknowledgements should be duly signed by the candidate. Gratitude may be expressed to only those who really contributed to the work directly or indirectly. If finance for the project came from any funding organization (Government, semi-Govt., Govt. undertaking, or NGO) or any individual (not parents), then the concerned organization or individual must be acknowledged. Name of scholar(s) should appear at the bottom of the page.

SAMPLE ACKNOWLEDGEMENT

It is a matter of immense pleasure to express the overwhelming sense of gratitude, devotion, incontestable regards to my esteemed & learned guides <.....> who have striven to perfect my Thesis.

.....
.....
.....

Finally, I express my indebtedness to all who have directly or indirectly contributed to the successful completion of my research work.

< Name of Research scholar >

आभार

<Kruti Dev 010/ Size-20-24pt bold>

आभार संक्षिप्त होना चाहिए और एक पृष्ठ से अधिक नहीं होनी चाहिए। आभार उम्मीदवार द्वारा विधिवत हस्ताक्षरित होना चाहिए। कृतज्ञता केवल उन लोगों को व्यक्त की जा सकती है जिन्होंने प्रत्यक्ष या अप्रत्यक्ष रूप से काम में योगदान दिया। यदि किसी भी फंडिंग संगठन (सरकार, अर्ध-सरकारी, सरकारी उपक्रम, या गैर-सरकारी संगठन) या कोई व्यक्ति (माता-पिता नहीं) से इस परियोजना के लिए वित्तीय भार आया, तो संबंधित संगठन या व्यक्ति को स्वीकार किया जाना चाहिए। आभार दिये जाने वाले व्यक्तियों का नाम पृष्ठ के नीचे दिखाई देना चाहिए।

(Font: Kruti dev 10, Size: 14)

यह मेरे लिए अत्यंत खुशी की बात है कि मेरे सम्मानीय निर्देशक (निर्देशक का नाम) जिन्होंने मेरे शोध कार्य को पूरा करने का प्रयास किया है—

.....

अंत में, मैं उन सभी के प्रति कृतज्ञता व्यक्त करना चाहता हूँ जिन्होंने मेरे शोध कार्य में प्रत्यक्ष या अप्रत्यक्ष रूप से अपना सहयोग प्रदान किया।

<शोधार्थी का नाम >

(Font: Kruti dev 10, Size: 14, Bold, centered)

Table of Content

- Abstract/Preface I
- List of Tables (If required) II
- List of Figures (If required) III
- List of Abbreviation Symbols (If required) IV

Chapters	Titles	Page No.	
Chapter 1	Introduction		
	1.1	Background to research problem	
	1.2	Socio –Economic significance of research Problem (If required)	
	1.3	Statement of Problem/Need for the study	
	1.4	Objectives of the Study	
	1.5	Hypothesis of the study (If required)	
	1.6	Limitations of the study (If required)	
Chapter 2	Review of Related Literature		
	2.1	Previous research studies in the chosen research problem	
	2.2	Critical Research Gaps	
Chapter 3	Methodology Adopted & Procedure		
	3.1	Location of the study (specific)	
	3.2	Sampling Design (If required)	
		3.2.1 Sample Size (If required)	
		3.2.2 Sampling Method (If required)	
	3.3	Data Source	
	3.4	Data Collection Instrument/Apparatus	
	3.5	Respondents Contact Method (If required)	
	3.6	Data Analytical tools	
	3.7	Implications of the study	
3.8	Any other Important Method		
Chapter 4	Observation and Analysis		
	4.1	Data Analysis	
	4.2	Tables, Diagrams, Graphs & Charts (If required)	
Chapter 5	Result & Discussion		
	5.1	Results Obtained	
	5.2	Discussion/ Explained with Logical Argument and Comments	

Chapter 6	Conclusion, Summary and Suggestions		
	6.1	Summary of Findings	
	6.2	Conclusions	
	6.3	Suggestions & Recommendations (If required)	
	6.4	Future Aspects	
Reference/Bibliography (As per style given in reference section of text of the thesis.)			
Appendices			
	<ul style="list-style-type: none"> List of published research paper in Journals 		
	<ul style="list-style-type: none"> Reprints of published research paper 		
	<ul style="list-style-type: none"> List of published research papers in Conference/Seminar 		
	<ul style="list-style-type: none"> Reprints and Certificates published research published Certificate, Conference/Seminar 		
	<ul style="list-style-type: none"> Plagiarism Report 		
	<ul style="list-style-type: none"> Other documents (If required) 		

अनुक्रमणिका

- प्राक्थन/प्रस्तावना I
- तालिकाओं की सूची (यदि आवश्यक हो) II
- आरेख की सूची (यदि आवश्यक हो) III
- संक्षिप्ताक्षर चिह्नों की सूची (यदि आवश्यक हो) IV

अध्याय	शीर्षक	पृष्ठ क्र.		
अध्याय 1	<u>परिचय</u>			
	1.1	शोध समस्या की पृष्ठभूमि		
	1.2	अनुसंधान समस्या का सामाजिक-आर्थिक महत्व (यदि आवश्यक हो)		
	1.3	समस्या का विवरण/अध्ययन की आवश्यकता		
	1.4	अध्ययन के उद्देश्य		
	1.5	अध्ययन की परिकल्पना (यदि आवश्यक हो)		
	1.6	अध्ययन की सीमाएँ (यदि आवश्यक हो)		
अध्याय 2	<u>संबंधित साहित्य की समीक्षा</u>			
	2.1	शोध साहित्य की समीक्षा		
	2.2	अनुसंधान अंतराल		
अध्याय 3	<u>पद्धति एवं प्रक्रिया</u>			
	3.1	अध्ययन का स्थान (विशिष्ट)		
	3.2	नमूना डिज़ाइन (यदि आवश्यक हो)		
		3.2.1	नमूना आकार (यदि आवश्यक हो)	
		3.2.2	नमूनाकरण विधि (यदि आवश्यक हो)	
	3.3	डेटा स्रोत		
	3.4	डेटा संग्रह उपकरण/उपकरण		
	3.5	उत्तरदाताओं से संपर्क विधि (यदि आवश्यक हो)		
	3.6	डेटा विश्लेषणात्मक उपकरण		
	3.7	अध्ययन के निहितार्थ		
3.8	कोई अन्य महत्वपूर्ण विधि			
अध्याय 4	<u>अवलोकन एवं विश्लेषण</u>			

	4.1	डेटा विश्लेषण	
	4.2	टेबल, आरेख, ग्राफ और चार्ट (यदि आवश्यक हो)	
अध्याय 5	परिणाम एवं और विवेचना		
	5.1	परिणाम	
	5.2	5.2 विवेचना	
अध्याय 6	निष्कर्ष, सारांश एवं सुझाव		
	6.1	निष्कर्षों का सारांश	
	6.2	निष्कर्ष	
	6.3	सुझाव एवं सिफारिशें (यदि आवश्यक हो)	
	6.4	भविष्य के पहलू	
संदर्भ/ग्रंथ सूची (थीसिस के पाठ के संदर्भ अनुभाग में दी गई शैली के अनुसार।)			
परिशिष्ट			
<ul style="list-style-type: none"> • पत्रिकाओं में प्रकाशित शोध पत्र की सूची • प्रकाशित शोध पत्र का पुनर्मुद्रण • सम्मेलन/संगोष्ठी में प्रकाशित शोध पत्रों की सूची • पुनर्मुद्रण और प्रमाणपत्र प्रकाशित शोध प्रकाशित प्रमाणपत्र, सम्मेलन/सेमिनार • साहित्यिक चोरी रिपोर्ट • अन्य दस्तावेज़ (यदि आवश्यक हो) 			

15. Thesis Evaluation

15.1 The Ph.D. thesis submitted by a research scholar shall be evaluated by at least two external examiners, who are not in employment of the University, CVRU.

15.2 A panel of at least six (6) examiners which consisting of **three (3)** members each from within state and outside state. The VC will appoint any two examiners (one from each category) for evaluation.

15.3 The examiner shall have to send the evaluation report in a given period of time from the date of receipt of the thesis. In case of delay in thesis evaluation, VC may appoint another examiner from the panel of examiners.

15.4 On receipt of satisfactory evaluation reports from both the experts and including a specific recommendation for conducting the viva-voce examination, scholar shall undergo a viva voce examination which shall be open to be attended by Members of the Department Research Innovation Committee (DRIC) and University Research Innovation Committee (URIC), all faculty members of the Department, other research scholars and other interested experts/researchers. Report of viva-voce examination shall be submitted to the university.

15.5 Panel of Viva voce shall consist of supervisor and at least one of the two external examiners of the thesis evaluation.

15.6 On receipt of satisfactory report of viva voce examination the scholar shall be awarded Ph.D. degree. Also, a softcopy of the Ph. D. thesis is to be submitted to the INFLIBNET by the University, so as to make it accessible to all Institutions/Colleges.

15.7 In case of modification suggested by experts, the same shall be incorporated in thesis under the advice of the supervisor and to be approved by the experts who has

suggested modification once again. In such case scholar will have to pay fee of one more term.

15.8 In case of non-satisfactory performance in viva voce examination, one more chance shall be given to scholar to reappear for viva voce examination with prescribed fees.

In case of a non-satisfactory performance again, Ph.D. degree shall not be awarded.

Note*: The thesis evaluation fee shall be paid during the submission of the thesis.



डॉ. सी.व्ही. रमन विश्वविद्यालय

करगी रोड, कोटा, जिला बिलासपुर 495113 (छत्तीसगढ़)

Ph: +91-7753-253801, Mo. 9617779322, 6261900581/82 | Email: cvruphd23@gmail.com

